

Wyoming Wage Survey

**Occupational Employment
Statistics**

March 2010





Wyoming Wage Survey

Occupational Employment Statistics

March 2010

Wyoming Department of Employment
Gary W. Child, Director

Internet Address: <http://doe.wyo.gov>

Research & Planning
Tom Gallagher, Manager

Prepared by:
Deana Hauf

Edited by:
Phil Ellsworth
Michael Moore

Submitted for Online Publication June 2010

©2010 by the Wyoming Department of Employment, Research & Planning

Department of Employment Nondiscrimination Statement

The Department of Employment does not discriminate on the basis of race, color, religion, national origin, sex, age, or disability. It is our intention that all individuals seeking services from our agency be given equal opportunity and that eligibility decisions be based upon applicable statutes, rules, and regulations.

Research & Planning
P.O. Box 2760
Phone: (307) 473-3807
Fax: (307) 473-3834

R&P Website: <http://doe.state.wy.us/LMI/>
URL for this publication: <http://doe.state.wy.us/LMI/oes2010/oes10.pdf>

"Your Source for Wyoming Labor Market Information"

Table of Contents

Narrative

Section I: Introduction	1
Section II: Industry Publication of Wages	1
Section III: Method of Collection	3
Section IV: Geographic Coverage of Estimates	5
Section V: Estimation Technique	5
Section VI: Wage Survey Definitions	6

Occupational Wage Tables

Wyoming Statewide	8
Casper Metropolitan Statistical Area	21
Cheyenne Metropolitan Statistical Area	26
Central-Southeast Region	33
Northeast Region	40
Northwest Region	47
Southwest Region	55

Section I: Introduction

by: *Deana Hauf, Economist*

Research & Planning (R&P), a section of the Department of Employment, in cooperation with the U.S. Bureau of Labor Statistics (BLS), has conducted an Occupational Employment Statistics (OES) Wage Survey since 1996. The OES program produces occupational employment and wage estimates that have many uses. For example, wage information helps employers determine if they are offering competitive wages. Employment and training organizations (such as community colleges), vocational counselors, and individuals use wage data to assist students in making career decisions. OES data are used to determine staffing patterns, develop employment projections, and Foreign Labor Certification.

In Wyoming, the OES Wage Survey samples and contacts approximately 900 establishments by mail in May and November of each year. Data obtained are used to estimate occupational employment and wage rates for Unemployment Insurance (UI) covered wage and salary jobs in non-farm establishments.

Wages for the OES survey are straight-time, gross pay, exclusive of premium pay. Items included are base pay rates, cost-of-living allowances, guaranteed pay, hazard pay, incentive pay, commissions, piece rates and production bonuses, length-of-service allowances, on-call pay, and portal-to-portal pay. Items excluded are back pay, jury-duty pay, overtime pay, severance pay, shift differentials, vacation pay, Christmas bonuses, holiday or weekend pay, attendance bonuses, meal and lodging allowances, merchandise discounts, non-production bonuses, profit-sharing distributions, relocation allowances,

stock bonuses, tool allowances, tuition reimbursements, and uniform allowances. Tip data are incorporated into the hourly estimates. The OES Wage Survey does not include benefit data.

Hourly wage estimates in this publication are calculated using a year-round, full-time figure of 2,080 hours per year (52 weeks times 40 hours). Occupations that typically have a work year of less than 2,080 hours (such as musical and entertainment occupations, flight attendants, pilots, and teachers) are reported only as an annual wage.

Every state conducts an identical OES wage survey using standard techniques. This facilitates comparison of data among states, as well as comparisons with national figures. National and state wage estimates are located on the BLS website (www.bls.gov/oes). For more information see the BLS Technical Notes (www.bls.gov/oes/current/oes_tec.htm).

Each state's labor market information agency may also conduct and publish supplementary wage or benefit surveys, occupational licensing information, statewide and localized employment information, and staffing pattern data, which can be found on its respective website.

R&P's website provides links to most of these sites (<http://doe.state.wy.us/LMI/states.htm>).

Section II: Industry Publication of Wages

The OES survey uses the North American Industry Classification System (NAICS). These estimates and survey data are based on the 2007 NAICS. Earlier data and estimates were based on

the 2002 NAICS. For more information, see the BLS website (<http://www.bls.gov/bls/naics.htm>).

For purposes of classification, an establishment is defined as an economic unit that processes goods or provides services, such as a factory, store, or mine. The establishment is generally at a single physical location and is engaged

primarily in one type of economic activity. The OES survey covers all full- and part-time wage and salary workers in non-farm industries. The survey does not include the self-employed owners and partners in unincorporated firms, household workers, or unpaid family workers.

The OES survey includes establishments in NAICS sectors listed below. Data for

Table: North American Industry Classification System Supersectors

Goods-Producing

Natural resources & mining

Sector 11 (Agriculture, forestry, fishing, & hunting)

Sector 21 (Mining)

Construction

Sector 23 (Construction)

Manufacturing

Sector 31-33 (Manufacturing)

Service-Providing

Trade, transportation, & utilities

Sector 42 (Wholesale trade)

Sector 44-45 (Retail trade)

Sector 48-49 (Transportation & warehousing)

Sector 22 (Utilities)

Information

Sector 51 (Information)

Financial activities

Sector 52 (Finance & insurance)

Sector 53 (Real estate & rental & leasing)

Professional & business services

Sector 54 (Professional, scientific, & technical services)

Sector 55 (Management of companies & enterprises)

Sector 56 (Administrative & support & waste management & remediation services)

Education & health services

Sector 61 (Education services)

Sector 62 (Health care & social assistance)

Leisure & hospitality

Sector 71 (Arts, entertainment, & recreation)

Sector 72 (Accommodation & food services)

Other services

Sector 81 (Other services, except public administration)

Public administration

Sector 92 (Public administration)

the U.S. Postal Service and the federal government are universe counts obtained from the Postal Service and the Office of Personnel Management, respectively.

BLS funds the survey and provides procedural and technical support, while the states collect the data. BLS produces cross-industry NAICS estimates for the nation, states, and metropolitan statistical areas (MSAs). NAICS estimates are grouped by industry. BLS releases all cross-industry and national estimates, and the states release industry estimates at the state, county and MSA levels.

The OES survey defines employment as the number of workers who can be classified as full-time or part-time employees, including workers on paid vacations or other types of paid leave; workers on unpaid short-term absences; salaried officers, executives, and staff members of incorporated firms; employees temporarily assigned to other units; and employees for whom the reporting unit is their permanent duty station regardless of whether that unit prepares their paycheck. R&P has provided several extensions to the official OES data series (which have been developed in cooperation with the BLS). These additional products have not been validated by the BLS and are not, therefore, official BLS data series.

Section III: Method of Collection

In 1999, the OES Wage Survey began using the Office of Management and Budget's occupational classification system – the Standard Occupational Classification (SOC) system. The SOC system allows government statistical agencies and others to produce data using a common classification system. Prior to the SOC system, occupational data were classified using a variety of systems that

were not necessarily compatible with one another.

The OES survey categorizes workers into one of 801 detailed occupations according to their occupational definition. To facilitate classification, occupations are combined to form 23 major, 96 minor, and 449 broad groups of occupations requiring similar job duties, skills, education, or experience.

Occupations in the SOC coding system may not be the same as job titles; for example, 31-1012 Nursing Aides, Orderlies, and Attendants may be known as Certified Nursing Assistant (CNA), Hospital Aide or Infirmary Attendant.

Classification Principles of the SOC Coding System

In order to ensure that all users of occupational data classify workers in the same way, the following classification principles are followed:

1. The classification covers all occupations in which work is performed for pay or profit, including work performed in family-operated enterprises by family members who are not directly compensated. It excludes occupations unique to volunteers. Each occupation is assigned to only one occupational category at the lowest level of the classification.
2. Occupations are classified based on work performed and on required skills, education, training, and credentials.
3. Supervisors of professional and technical workers usually have a background similar to those of the workers they supervise and therefore are classified with the workers they supervise. Likewise, team leaders, lead workers, and supervisors of production, sales, and service workers who spend at least 20% of their time

performing work similar to the workers they supervise are classified with the workers they supervise.

4. First-line managers and supervisors of production, service, and sales workers who spend more than 80% of their time performing supervisory activities are classified separately in the appropriate supervisor category because their work activities are distinct from those of the workers they supervise. First-line managers are generally found in smaller establishments where they perform both supervisory and management functions, such as accounting, marketing, and personnel work.

5. Apprentices and trainees are classified with the occupations for which they are being trained, while helpers and aides are classified separately.

6. If an occupation is not included as a distinct detailed occupation in the structure, it is classified in the appropriate residual occupation. Residual occupations contain all occupations within a major, minor, or broad group that are not classified separately.

7. When workers can be classified in more than one occupation, they should be classified in the occupation that requires the higher skill level. When there is no perceptible difference in skill level, the worker should be classified in the occupation that describes their primary activity.

8. Data collection and reporting agencies should classify workers at the most detailed level possible. Different agencies may use different levels of aggregation, depending on their ability to collect data and on the requirements of users.

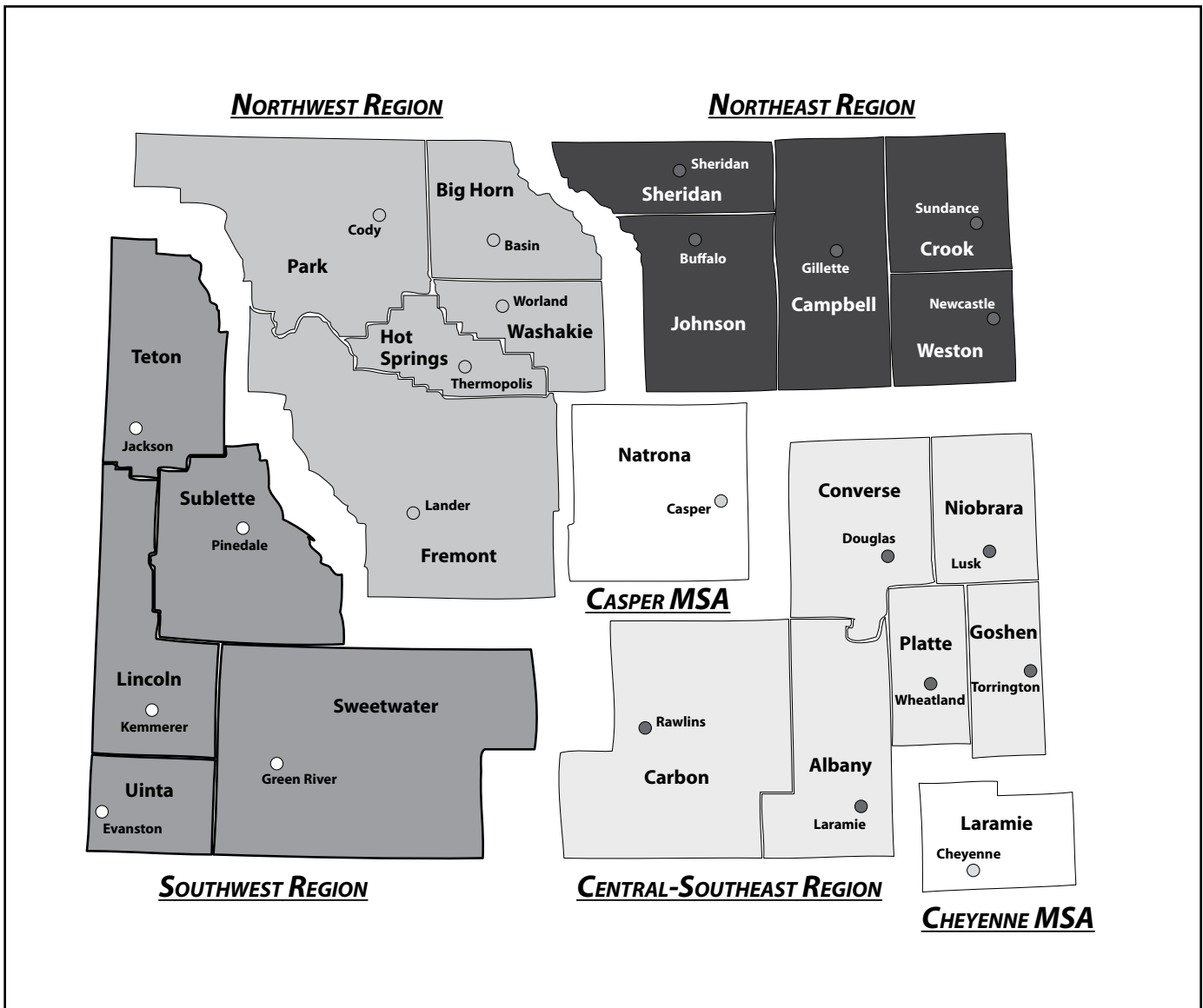
Section IV: Geographic Coverage of Estimates

The data for Wyoming are collected for four regions and the two Metropolitan Statistical Areas (MSAs), Casper and Cheyenne, shown in the map below. An MSA is a county or group of adjoining counties that contain at least one urbanized area of 50,000 inhabitants or more. The sample is drawn randomly and is stratified for each of these geographic areas. The estimates are prepared using samples specifically drawn for these geographic areas. Sample stratification

provides greater assurance that no employer segment is left out of the sample.

Section V: Estimation Technique

The OES Wage Survey estimates were calculated using information from the 2006 through 2009 surveys. Using three or more years of data reduces sampling error, particularly for small geographic areas and less common occupations. However, this technique also



Map: Occupational Employment Statistics Areas in Wyoming

requires the adjustment of prior data to the current reference period. This procedure is referred to as “wage updating.” Estimates from the BLS Federal/State Cooperative OES program are produced for the most recent survey reference period that includes the 12th of the month.

For wage updating purposes, the BLS uses the national wage changes for the nine occupational divisions for which Employment Cost Index (ECI) estimates are available. This procedure assumes that each occupation’s wage, as measured in each year, moves according to the average movement of its occupational division and that there are no major geographic or detailed occupational differences. In the BLS estimates, ECI factors were applied to the prior panels.

R&P has used wage updating factors, for later time periods, to further update the data from all three survey years to a more current time period, subsequent to the most recent OES survey reference period, second quarter 2009. As a result, wage-updating factors for March 2010 have been applied to all of the data included in these estimates. The updated data contained in this report are not official BLS data series, nor has the BLS validated them.

The employment estimates for each occupation are based on the total number of jobs worked reported as part of the UI Covered Employment and Wages program. The BLS technical notes relating to the OES Wage Survey include the scope of the survey, an explanation of the UI Covered Employment and Wage program, occupational classification of 22 major occupational groups, size class, and hourly intervals.

Section VI: Wage Survey Definitions

Annual Wages

Wages for certain occupations having a

work year of less than 2,080 hours are reported as an annual salary.

Employment

Represents the jobs worked for wages, salaries, commissions, or tips from a private employer, a non-profit employer, or a governmental unit. This is the estimate of the number of jobs worked in an occupation across the industries in which it was reported. These numbers are rounded to the nearest 10.

North American Industry Classification System (NAICS)

Used as a six-digit hierarchical coding system to classify all economic activity into 20 industry sectors. For more information on NAICS, see the BLS website (<http://www.bls.gov/bls/naics.htm>).

Mean Wage

The estimated total wages for an occupation divided by its weighted survey employment. A measure of central tendency. If some values are far removed from the others (outlying), they can substantially influence the mean.

Mean of the Lower One-Third

Mean of the lower one-third of wage distribution (previously reported as Entry Level Wage).

Mean of the Upper Two-Thirds

Mean of the upper two-thirds of wage distribution (previously reported as Experienced Level Wage).

Percentile Wage Estimates

A percentile wage estimate shows the percentage of jobs worked in an occupation that earn less than a given wage and the percentage that earn more.

25th Percentile

Twenty-five percent of jobs worked in an occupation are paid wages below \$11.18

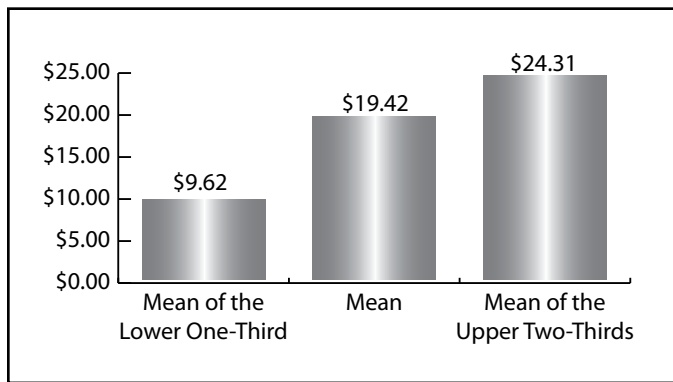


Figure 1: Wyoming Statewide Mean Hourly Wage for All Occupations by Experience Level, March 2010

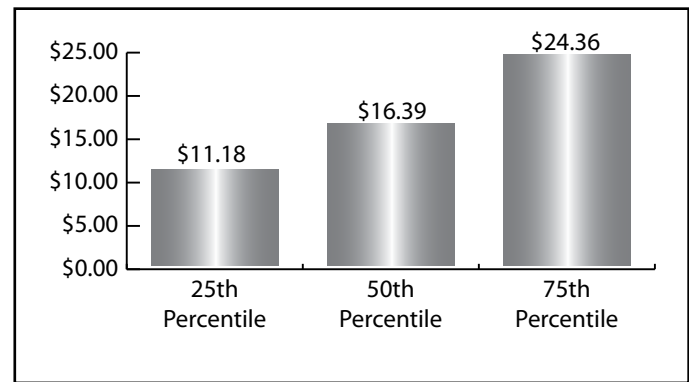


Figure 2: Wyoming Statewide Hourly Wage for All Occupations by Percentile, March 2010

and 75% are paid wages above \$11.18.

50th Percentile (Median)

The estimated 50th percentile of the wage distribution; 50% of jobs worked in an occupation are paid wages below \$16.39 and 50% are paid wages above \$16.39.

75th Percentile

Seventy-five percent of jobs worked in an occupation are paid wages below \$24.36 and 25% are paid wages above \$24.36.

Metropolitan Statistical Area (MSA)

A county or group of adjoining counties that contain at least one urbanized area

of 50,000 inhabitants or more. Wyoming's MSAs are Casper and Cheyenne.

Occupational Title

A short title describing each occupation.

Standard Occupational Classification (SOC) Code

A six-digit code that identifies occupations as defined by the SOC classification system. For more information on the Standard Occupational Classification (SOC) system, see the BLS website (<http://stats.bls.gov/soc/>).

Wyoming Statewide

Code	Title	Total Employment	Mean Wage	Mean of Lower 1/3	Mean of Upper 2/3	25th Percentile	50th Percentile	75th Percentile
00-0000	Total all occupations	282,450	19.42	9.62	24.31	11.18	16.39	24.36
11-0000	Management Occupations	12,710	37.74	19.68	46.77	23.97	34.31	46.79
11-1011	Chief Executives	320	60.53	36.03	72.77	46.17	55.05	73.09
11-1021	General & Operations Managers	5,170	43.01	23.36	52.84	27.37	38.12	51.56
11-1031	Legislators*	260	31,472	15,408	39,505	15,627	24,177	42,973
11-2011	Advertising & Promotions Managers	20	36.00	18.68	44.66	19.87	28.48	43.84
11-2021	Marketing Managers	60	41.43	19.38	52.46	20.89	33.26	57.05
11-2022	Sales Managers	240	36.11	22.63	42.85	26.14	32.37	42.47
11-2031	Public Relations Managers	40	32.26	22.30	37.24	25.60	29.63	35.01
11-3011	Administrative Services Managers	250	31.05	22.46	35.34	24.77	30.41	35.49
11-3021	Computer & Information Systems Managers	180	35.59	27.99	39.40	30.62	34.89	41.54
11-3031	Financial Managers	630	41.49	25.82	49.32	29.01	37.56	48.81
11-3041	Compensation & Benefits Managers	10	32.33	18.86	39.06	20.99	30.46	45.07
11-3042	Training & Development Managers	20	30.65	18.15	36.90	19.18	28.20	39.25
11-3049	Human Resources Managers, All Other	90	34.79	25.16	39.60	27.56	34.11	39.95
11-3051	Industrial Production Managers	180	43.51	27.21	51.66	30.22	40.17	54.72
11-3061	Purchasing Managers	40	33.21	23.21	38.22	25.29	32.75	39.26
11-3071	Transportation, Storage, & Distribution Mgrs.	150	38.41	25.01	45.11	29.61	36.85	46.29
11-9021	Construction Managers	460	37.99	25.95	44.00	29.58	35.75	47.70
11-9031	Education Admin., Preschool & Child Care	200	20.14	13.34	23.54	14.55	20.25	23.88
11-9032	Education Admin., Elem. & Secondary School*	460	87,355	73,468	94,298	77,955	87,097	97,910
11-9033	Education Administrators, Postsecondary	220	49.11	32.22	57.55	36.26	45.56	59.95
11-9039	Education Administrators, All Other	50	31.67	18.20	38.40	20.52	29.99	41.90
11-9041	Engineering Managers	220	46.75	36.30	51.98	38.34	43.94	54.64
11-9051	Food Service Managers	520	22.16	13.38	26.55	15.42	21.20	27.49
11-9061	Funeral Directors	70	26.04	20.74	28.69	21.26	24.18	29.31
11-9081	Lodging Managers	320	19.64	13.29	22.82	13.61	16.29	22.15
11-9111	Medical & Health Services Managers	500	35.39	22.74	41.71	25.44	33.63	42.75
11-9121	Natural Sciences Managers	120	40.06	32.42	43.88	34.87	40.30	44.49
11-9131	Postmasters & Mail Superintendents	ND	24.20	15.11	28.74	17.64	24.19	28.87
11-9141	Property, Real Est., & Community Assoc. Mgrs.	310	20.62	8.50	26.67	10.09	17.77	28.02
11-9151	Social & Community Service Managers	360	23.00	15.60	26.70	16.64	19.77	28.79
11-9199	Managers, All Other	1,050	34.33	18.18	42.40	21.93	32.59	45.93
13-0000	Business & Financial Operations Occupations	7,350	28.34	16.37	34.32	18.85	24.75	33.03
13-1022	Wholesale & Retail Buyers, Exc. Farm Products	150	19.99	13.59	23.19	15.08	17.92	25.96
13-1023	Purch. Agents, Exc. Wholesale, Retail, & Farm Prod.	420	25.29	16.77	29.56	18.71	24.14	31.14
13-1031	Claims Adjusters, Examiners, & Investigators	160	25.00	13.53	30.74	16.78	22.87	33.97
13-1041	Compliance Officers, Exc. Ag., Construction, Health & Safety, & Transportation	370	22.23	14.35	26.17	16.53	20.46	27.10
13-1051	Cost Estimators	300	24.53	17.02	28.29	19.25	22.81	29.69
13-1061	Emergency Management Specialists	60	21.89	13.66	26.01	15.73	22.42	28.26
13-1071	Employment, Recruitment, & Placement Spec.	220	21.80	17.54	23.92	19.03	21.16	23.37
13-1072	Compensation, Benefits, & Job Analysis Spec.	90	24.51	17.92	27.81	20.31	24.18	28.54
13-1073	Training & Development Specialists	290	22.30	13.74	26.57	15.42	21.29	26.26
13-1079	Human Resources, Training, & Labor Relations Specialists, All Other	280	27.35	19.00	31.52	21.27	25.79	34.24
13-1081	Logisticians	40	33.04	24.19	37.47	25.79	30.29	40.48
13-1111	Management Analysts	480	40.46	22.13	49.63	24.36	31.21	42.52
13-1121	Meeting & Convention Planners	80	17.53	10.83	20.88	12.16	17.76	21.86
13-1199	Business Operations Specialists, All Other	840	31.78	19.13	38.11	22.76	28.15	37.60
13-2011	Accountants & Auditors	1,690	29.64	18.07	35.43	20.05	25.57	33.01

*Annual wages (see Wage Survey Definitions, page 6).

ND - Not disclosable due to confidentiality of data.

Table continued on page 9

Wyoming Statewide

Code	Title	Total Employment	Mean Wage	Mean of Lower 1/3	Mean of Upper 2/3	25th Percentile	50th Percentile	75th Percentile
13-2021	Appraisers & Assessors of Real Estate	250	23.68	14.61	28.21	16.16	23.22	28.14
13-2031	Budget Analysts	100	33.65	24.51	38.22	26.18	31.21	42.91
13-2041	Credit Analysts	60	22.34	16.99	25.01	18.09	21.52	25.38
13-2051	Financial Analysts	90	ND	ND	ND	ND	ND	ND
13-2052	Personal Financial Advisors	250	34.04	15.82	43.13	17.51	25.65	42.06
13-2053	Insurance Underwriters	ND	20.18	13.83	23.35	15.18	19.40	23.34
13-2061	Financial Examiners	30	32.41	14.03	41.59	18.85	36.04	45.69
13-2071	Loan Counselors	40	16.58	13.97	17.89	14.51	16.31	18.47
13-2072	Loan Officers	760	29.19	15.98	35.80	18.19	26.26	36.63
13-2081	Tax Examiners, Collectors, & Revenue Agents	50	24.84	13.71	30.40	15.04	20.39	35.80
13-2082	Tax Preparers	90	11.88	8.90	13.37	9.19	10.25	13.33
13-2099	Financial Specialists, All Other	130	25.84	14.94	31.31	16.37	25.16	33.89
15-0000	Computer & Mathematical Occupations	2,200	26.44	17.11	31.11	19.62	25.47	31.57
15-1021	Computer Programmers	130	25.22	16.34	29.66	18.31	26.12	29.83
15-1031	Computer Software Engineers, Applications	170	32.38	24.75	36.18	25.93	29.71	35.03
15-1032	Comp. Software Engineers, Systems Software	70	37.70	26.33	43.39	28.49	32.28	41.96
15-1041	Computer Support Specialists	490	20.63	14.01	23.94	15.84	20.49	24.87
15-1051	Computer Systems Analysts	470	26.55	17.67	30.98	19.88	25.09	30.75
15-1061	Database Administrators	90	28.66	18.30	33.84	21.04	27.92	36.01
15-1071	Network & Computer Systems Administrators	310	26.84	19.68	30.42	21.70	26.47	31.94
15-1081	Network Systems & Data Comm. Analysts	240	25.64	17.12	29.88	19.34	25.25	30.89
15-1099	Computer Specialists, All Other	170	30.43	18.35	36.47	22.48	32.13	37.17
15-2031	Operations Research Analysts	30	36.47	23.00	43.21	25.46	35.78	44.40
15-2041	Statisticians	20	30.76	19.66	36.31	22.12	28.31	37.17
17-0000	Architecture & Engineering Occupations	5,040	32.14	19.66	38.38	23.05	30.11	39.28
17-1011	Architects, Except Landscape & Naval	160	32.51	23.34	37.10	24.08	27.60	33.70
17-1012	Landscape Architects	60	30.69	22.69	34.70	27.81	31.91	35.57
17-1021	Cartographers & Photogrammetrists	120	23.14	17.85	25.79	18.53	22.12	26.25
17-1022	Surveyors	370	25.01	15.20	29.92	17.15	24.92	31.08
17-2041	Chemical Engineers	120	ND	ND	ND	ND	ND	ND
17-2051	Civil Engineers	760	33.24	25.08	37.33	27.43	32.52	39.10
17-2071	Electrical Engineers	290	31.30	21.13	36.38	22.10	25.60	40.56
17-2072	Electronics Engineers, Except Computer	120	36.76	25.52	42.37	28.03	37.70	44.19
17-2081	Environmental Engineers	430	35.78	24.76	41.29	28.19	34.94	44.53
17-2111	Health & Safety Engineers, Except Mining Safety Engineers & Inspectors	80	32.67	22.65	37.67	25.90	33.60	39.63
17-2112	Industrial Engineers	120	42.24	30.38	48.18	34.11	40.80	48.59
17-2141	Mechanical Engineers	230	34.34	24.51	39.26	27.28	34.04	40.31
17-2151	Mining & Geol. Eng., Incl. Mining Safety Eng.	220	41.73	30.84	47.18	34.49	40.78	50.54
17-2171	Petroleum Engineers	750	37.67	24.57	44.23	27.71	32.59	46.73
17-2199	Engineers, All Other	90	34.64	18.24	42.83	21.82	35.95	46.53
17-3011	Architectural & Civil Drafters	210	19.99	12.99	23.49	16.01	20.64	24.56
17-3013	Mechanical Drafters	80	21.47	15.56	24.43	17.74	21.48	24.19
17-3019	Drafters, All Other	40	26.23	19.70	29.50	21.86	25.00	30.64
17-3022	Civil Engineering Technicians	130	24.10	18.40	26.95	20.81	24.22	27.62
17-3023	Electrical & Electronic Engineering Technicians	180	27.37	19.61	31.26	22.92	28.52	32.74
17-3025	Environmental Engineering Technicians	60	19.86	14.26	22.66	15.66	19.48	23.45
17-3026	Industrial Engineering Technicians	20	28.78	21.81	32.27	22.94	26.54	30.21
17-3027	Mechanical Engineering Technicians	30	23.72	13.09	29.05	14.62	17.15	36.80
17-3029	Engineering Tech., Except Drafters, All Other	140	26.20	17.06	30.78	20.95	27.15	31.01
17-3031	Surveying & Mapping Technicians	220	18.01	11.96	21.04	13.88	17.30	22.31
19-0000	Life, Physical, & Social Science Occupations	4,860	23.93	14.24	28.79	15.60	22.62	30.42

ND - Not disclosable due to confidentiality of data.

Table continued on page 10

Wyoming Statewide

Code	Title	Total Employment	Mean Wage	Mean of Lower 1/3	Mean of Upper 2/3	25th Percentile	50th Percentile	75th Percentile
19-1012	Food Scientists & Technologists	10	27.54	19.70	31.47	21.59	27.44	34.19
19-1013	Soil & Plant Scientists	ND	22.88	14.16	27.25	15.29	22.62	28.28
19-1023	Zoologists & Wildlife Biologists	370	25.59	18.68	29.04	20.36	24.96	31.00
19-1031	Conservation Scientists	200	27.40	17.76	32.23	20.85	29.18	33.75
19-1032	Foresters	70	28.97	23.93	31.49	25.63	29.19	32.84
19-1041	Epidemiologists	40	29.44	24.58	31.88	25.34	28.36	33.09
19-2021	Atmospheric & Space Scientists	50	35.22	22.27	41.70	25.48	37.17	44.20
19-2031	Chemists	130	31.07	19.14	37.03	21.13	27.92	39.81
19-2041	Environ. Scientists & Spec., Including Health	400	28.25	20.64	32.05	22.99	27.55	33.65
19-2042	Geoscientists, Exc. Hydrologists & Geographers	230	33.65	22.02	39.46	25.39	32.51	43.62
19-2043	Hydrologists	110	27.38	23.22	29.46	23.90	26.48	28.91
19-3011	Economists	30	29.29	24.53	31.67	25.37	28.48	33.35
19-3021	Market Research Analysts	310	22.81	14.26	27.09	16.67	21.05	26.97
19-3031	Clinical, Counseling, & School Psychologists	220	28.27	20.00	32.42	22.37	28.42	33.68
19-3039	Psychologists, All Other	20	44.41	35.99	48.63	42.63	46.79	50.70
19-3051	Urban & Regional Planners	100	27.70	21.20	30.93	22.54	26.28	32.29
19-3091	Anthropologists & Archeologists	170	25.54	16.18	30.22	18.50	25.14	32.79
19-3093	Historians	10	22.09	13.32	26.46	16.37	22.62	29.00
19-3099	Social Scientists & Related Workers, All Other	30	25.08	17.98	28.62	21.00	25.63	29.19
19-4021	Biological Technicians	320	16.84	13.16	18.68	14.92	15.93	18.78
19-4031	Chemical Technicians	310	18.07	12.63	20.79	13.02	14.66	23.30
19-4041	Geological & Petroleum Technicians	240	27.94	15.80	34.00	18.36	29.19	37.35
19-4091	Environ. Sci. & Protection Tech., Incl. Health	110	19.36	14.07	22.01	14.84	18.63	22.77
19-4092	Forensic Science Technicians	10	20.09	16.97	21.64	17.92	20.32	22.24
19-4093	Forest & Conservation Technicians	790	15.43	12.04	17.12	11.89	14.92	16.65
19-4099	Life, Physical, & Social Science Tech., All Other	160	21.19	14.28	24.64	15.14	20.48	25.65
21-0000	Community & Social Services Occupations	3,780	19.38	12.04	23.05	13.97	18.97	23.90
21-1011	Subst. Abuse & Behav. Disorder Counselors	100	19.19	12.86	22.35	15.96	19.23	22.85
21-1012	Educational, Vocational, & School Counselors	460	26.39	19.06	30.07	21.60	26.59	31.47
21-1013	Marriage & Family Therapists	20	23.50	17.83	26.33	18.64	21.27	26.57
21-1014	Mental Health Counselors	160	20.86	16.19	23.20	17.10	19.66	23.75
21-1015	Rehabilitation Counselors	110	17.76	12.39	20.44	13.63	17.46	20.93
21-1021	Child, Family, & School Social Workers	740	20.52	14.45	23.55	16.43	20.26	23.97
21-1022	Medical & Public Health Social Workers	210	21.48	13.74	25.34	15.72	22.18	25.92
21-1023	Mental Health & Subst. Abuse Social Workers	400	18.18	11.58	21.47	13.23	17.77	22.09
21-1029	Social Workers, All Other	90	25.21	17.06	29.29	19.92	25.48	30.10
21-1091	Health Educators	250	22.43	16.72	25.28	18.91	22.76	26.65
21-1092	Probation Officers & Corr. Treatment Spec.	220	20.58	16.04	22.85	17.57	20.26	22.91
21-1093	Social & Human Service Assistants	790	12.78	9.08	14.63	10.12	12.16	15.29
21-1099	Community & Social Service Spec., All Other	200	16.25	12.54	18.11	13.43	15.78	18.65
21-2011	Clergy	30	23.75	16.13	27.56	18.43	24.74	28.37
23-0000	Legal Occupations	1,720	30.03	13.41	38.33	15.14	23.89	37.36
23-1011	Lawyers	720	44.69	25.49	54.28	29.70	37.56	50.41
23-1021	Admin. Law Judges, Adj., & Hearing Officers	10	37.72	17.17	48.00	25.61	34.96	52.70
23-1023	Judges, Magistrate Judges, & Magistrates	50	36.76	19.94	45.17	22.70	27.48	57.29
23-2011	Paralegals & Legal Assistants	460	17.45	11.97	20.20	13.24	16.80	20.36
23-2092	Law Clerks	40	14.46	11.71	15.82	13.19	14.46	15.68
23-2093	Title Examiners, Abstractors, & Searchers	360	20.78	12.23	25.07	13.10	16.05	29.41
23-2099	Legal Support Workers, All Other	70	16.05	12.91	17.63	13.75	15.42	17.42
25-0000	Education, Training, & Library Occupations	17,840	22.50	11.38	28.06	13.64	23.11	29.28
25-1011	Business Teachers, Postsecondary*	110	90,438	49,100	111,106	56,794	83,397	113,016

*Annual wages (see Wage Survey Definitions, page 6).

ND - Not disclosable due to confidentiality of data.

Table continued on page 11

Wyoming Statewide

Code	Title	Total Employment	Mean Wage	Mean of Lower 1/3	Mean of Upper 2/3	25th Percentile	50th Percentile	75th Percentile
25-1021	Computer Science Teachers, Postsecondary*	50	63,105	44,071	72,623	49,344	61,419	73,734
25-1022	Math. Science Teachers, Postsecondary*	130	63,588	46,481	72,141	49,840	59,277	72,526
25-1032	Engineering Teachers, Postsecondary*	60	90,703	65,331	103,390	77,283	88,120	103,025
25-1041	Agricultural Sci. Teachers, Postsecondary*	80	70,989	47,799	82,585	54,771	67,583	82,965
25-1042	Biological Science Teachers, Postsecondary*	110	71,532	51,027	81,784	57,487	69,275	83,604
25-1051	Atmospheric, Earth, Marine, & Space Sciences Teachers, Postsecondary*	40	75,210	54,927	85,352	64,277	73,474	88,935
25-1052	Chemistry Teachers, Postsecondary*	40	76,678	59,727	85,153	63,799	71,830	85,335
25-1054	Physics Teachers, Postsecondary*	20	71,177	53,894	79,819	60,825	69,588	84,747
25-1062	Area, Ethnic, & Cultural Studies Teachers, Postsecondary*	20	73,286	54,574	82,642	59,360	72,523	87,710
25-1063	Economics Teachers, Postsecondary*	20	100,727	72,446	114,866	78,246	91,529	115,920
25-1065	Political Science Teachers, Postsecondary*	30	70,558	51,786	79,944	55,511	67,721	83,028
25-1066	Psychology Teachers, Postsecondary*	40	67,936	50,705	76,553	57,867	66,508	79,255
25-1067	Sociology Teachers, Postsecondary*	20	74,860	56,430	84,074	62,562	68,833	90,366
25-1071	Health Specialties Teachers, Postsecondary*	100	82,312	56,271	95,332	63,545	77,100	93,846
25-1072	Nursing Instr. & Teachers, Postsecondary*	120	59,890	47,952	65,858	49,681	55,909	67,698
25-1081	Education Teachers, Postsecondary*	90	62,835	51,006	68,749	53,334	60,827	69,595
25-1111	Crim. Justice & Law Enf. Teachers, Postsecondary*	20	65,460	51,291	72,545	55,863	64,764	72,817
25-1121	Art, Drama, & Music Teachers, Postsecondary*	170	64,287	46,496	73,182	51,103	61,164	74,403
25-1122	Communications Teachers, Postsecondary*	60	67,117	46,608	77,372	51,188	61,738	78,609
25-1123	English Lang. & Lit. Teachers, Postsecondary*	140	61,222	43,456	70,104	47,096	56,390	70,953
25-1124	Foreign Lang. & Lit. Teachers, Postsecondary*	30	64,131	46,867	72,762	49,723	60,497	71,853
25-1125	History Teachers, Postsecondary*	30	63,870	52,124	69,743	56,169	63,016	69,863
25-1126	Phil. & Religion Teachers, Postsecondary*	20	59,205	40,970	68,323	49,972	58,723	68,642
25-1193	Rec. & Fitness Studies Teachers, Postsecondary*	50	64,798	45,501	74,447	49,019	57,228	77,260
25-1194	Vocational Education Teachers, Postsecondary	190	23.23	11.76	28.96	12.25	22.26	30.48
25-1199	Postsecondary Teachers, All Other*	310	45,856	24,719	56,423	28,615	46,744	56,965
25-2011	Preschool Teachers, Except Special Education	750	14.21	8.57	17.02	9.41	12.94	17.29
25-2012	Kindergarten Teachers, Exc. Special Education*	430	52,786	43,631	57,364	45,796	52,323	59,976
25-2021	Elem. School Teachers, Exc. Special Education*	2,830	55,887	45,463	61,100	48,317	56,042	63,993
25-2022	Middle School Teachers, Exc. Special & Voc. Ed.*	1,400	57,704	45,178	63,967	48,952	57,273	65,346
25-2023	Vocational Education Teachers, Middle School*	90	55,839	44,839	61,339	48,069	57,090	64,110
25-2031	Secondary School Teachers, Exc. Special & Voc. Ed.*	2,020	57,552	45,737	63,460	49,086	57,066	64,890
25-2032	Voc. Education Teachers, Secondary School*	230	57,328	45,773	63,106	49,100	56,397	64,115
25-2041	Special Education Teachers, Preschool, Kindergarten, & Elementary School*	700	54,331	42,307	60,343	46,324	54,317	63,347
25-2042	Special Education Teachers, Middle School*	300	56,557	45,870	61,901	48,249	55,459	64,152
25-2043	Special Education Teachers, Secondary School*	290	56,873	45,701	62,459	48,637	56,313	64,516
25-3011	Adult Lit., Remedial Ed., & GED Teachers & Inst.	190	16.93	12.18	19.31	12.84	14.92	19.81
25-3021	Self-Enrichment Education Teachers	130	18.34	10.82	22.11	11.45	15.26	23.63
25-3099	Teachers & Instructors, All Other*	380	37,292	21,651	45,112	22,184	30,556	49,735
25-4011	Archivists	90	20.11	16.12	22.11	16.65	19.25	23.10
25-4012	Curators	60	24.73	13.39	30.40	15.04	21.12	29.82
25-4013	Museum Technicians & Conservators	70	16.19	11.01	18.78	13.31	15.64	19.81
25-4021	Librarians	420	22.37	11.93	27.59	14.16	22.39	29.85
25-4031	Library Technicians	430	14.05	9.94	16.11	11.02	13.36	16.29
25-9011	Audio-Visual Collections Specialists	10	24.35	10.69	31.18	12.71	27.79	36.49
25-9031	Instructional Coordinators	410	27.70	20.18	31.45	22.32	26.86	32.60
25-9041	Teacher Assistants*	3,990	22,971	16,161	26,375	17,443	22,995	27,678
25-9099	Education, Training, & Library Workers, All Other	320	17.55	11.59	20.52	13.34	17.41	21.28
27-0000	Arts, Design, Ent., Sports, & Media Occs.	3,130	16.39	8.25	20.45	9.12	13.98	21.44

*Annual wages (see Wage Survey Definitions, page 6).

Table continued on page 12

Wyoming Statewide

Code	Title	Total Employment	Mean Wage	Mean of Lower 1/3	Mean of Upper 2/3	25th Percentile	50th Percentile	75th Percentile
27-1011	Art Directors	10	16.86	11.29	19.64	11.88	17.75	20.69
27-1012	Craft Artists	60	13.53	9.13	15.73	10.05	12.23	16.65
27-1013	Fine Artists, Incl. Painters, Sculptors, & Illust.	ND	14.47	11.29	16.06	11.21	12.30	16.50
27-1023	Floral Designers	210	10.92	8.23	12.26	8.64	9.94	13.03
27-1024	Graphic Designers	260	16.76	10.19	20.05	11.44	15.37	21.36
27-1025	Interior Designers	30	22.77	16.01	26.15	17.61	21.29	26.71
27-1026	Merchandise Displayers & Window Trimmers	140	10.24	7.82	11.46	8.38	10.28	11.57
27-1027	Set & Exhibit Designers	20	13.95	7.17	17.33	7.07	7.49	22.61
27-1029	Designers, All Other	10	20.96	14.54	24.17	15.49	17.81	26.63
27-2012	Producers & Directors	80	21.24	12.16	25.78	13.85	21.37	26.28
27-2022	Coaches & Scouts*	680	31,642	15,479	39,722	15,533	18,276	42,849
27-2032	Choreographers	130	16.54	10.21	19.70	11.28	14.90	21.84
27-2041	Music Directors & Composers	40	19.49	12.17	23.16	13.65	19.72	25.46
27-2042	Musicians & Singers	20	29.01	17.23	34.90	20.06	31.70	35.87
27-3011	Radio & Television Announcers	120	13.30	8.44	15.72	9.40	11.60	15.58
27-3012	Public Address System & Other Announcers	10	14.50	7.87	17.81	7.78	8.90	22.43
27-3021	Broadcast News Analysts	10	13.31	11.35	14.29	11.51	12.85	15.31
27-3022	Reporters & Correspondents	170	14.93	9.62	17.59	10.79	12.88	16.11
27-3031	Public Relations Specialists	330	21.98	14.52	25.72	16.34	21.13	26.38
27-3041	Editors	100	17.50	11.53	20.47	12.55	16.25	20.46
27-3043	Writers & Authors	60	24.63	11.14	31.38	11.71	18.75	28.14
27-3091	Interpreters & Translators	60	16.95	11.72	19.55	12.95	16.27	20.77
27-3099	Media & Communication Workers, All Other	30	25.40	11.27	32.46	13.15	25.42	37.42
27-4011	Audio & Video Equipment Technicians	40	17.22	9.51	21.08	13.31	18.85	22.68
27-4012	Broadcast Technicians	90	12.55	7.73	14.96	7.96	9.46	14.73
27-4014	Sound Engineering Technicians	10	14.03	10.40	15.85	10.47	11.62	15.56
27-4021	Photographers	110	17.68	9.50	21.77	11.05	18.19	22.04
27-4031	Camera Operators, TV, Video, & Motion Picture	30	10.12	7.37	11.49	7.29	7.89	9.29
27-4032	Film & Video Editors	10	18.26	16.41	19.18	16.23	17.84	20.54
27-4099	Media & Comm. Equipment Workers, All Other	40	28.79	18.37	33.98	22.61	29.08	34.80
29-0000	Healthcare Practitioners & Technical Occs.	12,770	32.43	16.86	40.21	20.28	26.66	34.90
29-1011	Chiropractors	80	37.05	18.28	46.43	20.09	27.56	38.57
29-1021	Dentists, General	180	72.52	32.00	92.78	40.80	68.43	
29-1029	Dentists, All Other Specialists	ND	45.22	34.94	50.37	35.20	38.33	41.03
29-1031	Dietitians & Nutritionists	90	23.44	14.47	27.93	18.87	24.31	29.74
29-1041	Optometrists	80	35.56	14.78	45.95	20.22	30.65	47.58
29-1051	Pharmacists	460	49.90	41.66	54.03	45.12	49.66	55.45
29-1061	Anesthesiologists	10	96.23	ND	ND	78.55	ND	
29-1062	Family & General Practitioners	390	94.44	58.71	112.30	69.66	ND	
29-1063	Internists, General	ND	70.07	56.75	76.73	58.77	65.37	ND
29-1064	Obstetricians & Gynecologists	50	74.94	35.58	94.62	36.77	59.00	ND
29-1065	Pediatricians, General	40	71.24	50.45	81.64	56.56	71.94	ND
29-1066	Psychiatrists	40	102.13	ND	ND	ND	ND	ND
29-1067	Surgeons	110	110.70	ND	ND	ND	ND	ND
29-1069	Physicians & Surgeons, All Other	210	93.34	ND	ND	72.83	ND	
29-1071	Physician Assistants	200	41.02	30.08	46.50	33.00	38.23	46.28
29-1081	Podiatrists	30	76.45	42.72	93.32	48.82	71.48	ND
29-1111	Registered Nurses	4,700	28.16	21.49	31.50	23.43	27.38	32.02
29-1121	Audiologists	20	30.43	27.86	31.72	27.90	30.33	33.09
29-1122	Occupational Therapists	200	32.30	24.72	36.09	26.22	30.98	38.81
29-1123	Physical Therapists	400	34.59	28.06	37.86	29.70	34.13	39.36

*Annual wages (see Wage Survey Definitions, page 6).

ND - Not disclosable due to confidentiality of data.

Table continued on page 13

Wyoming Statewide

Code	Title	Total Employment	Mean Wage	Mean of Lower 1/3	Mean of Upper 2/3	25th Percentile	50th Percentile	75th Percentile
29-1124	Radiation Therapists	30	42.13	32.58	46.91	34.49	39.13	45.37
29-1125	Recreational Therapists	70	21.15	14.83	24.31	17.34	20.98	24.58
29-1126	Respiratory Therapists	270	25.56	20.12	28.27	21.70	25.59	29.86
29-1127	Speech-Language Pathologists	300	29.64	22.67	33.12	25.53	29.26	33.30
29-1129	Therapists, All Other	10	23.14	18.88	25.26	19.47	21.89	26.65
29-1131	Veterinarians	180	31.67	15.13	39.93	19.01	29.30	36.45
29-1199	Health Diagn. & Treating Practitioners, All Other	ND	25.49	19.72	28.36	21.27	25.42	28.65
29-2011	Medical & Clinical Laboratory Technologists	310	26.74	21.80	29.21	23.43	26.81	30.09
29-2012	Medical & Clinical Laboratory Technicians	230	15.17	10.65	17.43	10.99	13.00	18.50
29-2021	Dental Hygienists	370	28.03	18.89	32.59	22.68	29.16	34.43
29-2031	Cardiovascular Technologists & Technicians	ND	23.57	17.65	26.53	19.54	22.80	27.99
29-2032	Diagnostic Medical Sonographers	70	25.83	19.08	29.20	21.42	25.34	30.40
29-2033	Nuclear Medicine Technologists	10	28.24	21.28	31.71	22.51	29.20	32.97
29-2034	Radiologic Technologists & Technicians	380	23.34	17.87	26.08	19.82	22.84	27.56
29-2041	Emergency Medical Technicians & Paramedics	620	16.82	10.05	20.20	11.55	16.30	21.71
29-2051	Dietetic Technicians	40	13.52	10.28	15.14	11.68	13.67	15.56
29-2052	Pharmacy Technicians	460	14.74	11.79	16.22	12.59	14.40	16.60
29-2053	Psychiatric Technicians	40	14.06	12.18	15.01	12.37	13.78	15.58
29-2054	Respiratory Therapy Technicians	20	16.05	13.95	17.10	13.64	14.85	18.06
29-2055	Surgical Technologists	120	18.58	13.31	21.23	14.78	17.81	22.13
29-2056	Veterinary Technologists & Technicians	170	12.33	9.23	13.88	9.83	11.58	14.14
29-2061	Lic. Practical & Licensed Vocational Nurses	730	19.10	15.07	21.12	16.14	19.07	22.27
29-2071	Med. Records & Health Information Tech.	290	16.22	11.75	18.45	12.51	15.20	18.94
29-2081	Opticians, Dispensing	ND	14.07	10.84	15.69	11.61	13.67	16.80
29-2091	Orthotists & Prosthetists	10	57.76	32.32	70.48	33.62	37.89	
29-2099	Health Technologists & Technicians, All Other	70	19.29	13.98	21.94	14.14	16.13	25.35
29-9011	Occupational Health & Safety Specialists	310	30.66	19.62	36.17	23.20	30.55	38.25
29-9012	Occupational Health & Safety Technicians	30	27.56	21.49	30.59	23.25	26.72	31.43
29-9091	Athletic Trainers*	20	51,622	34,643	60,112	35,505	40,971	66,974
29-9099	Healthcare Pract. & Tech. Workers, All Other	40	19.41	12.89	22.67	13.34	15.87	24.48
31-0000	Healthcare Support Occupations	6,500	13.21	9.95	14.84	10.75	12.67	15.36
31-1011	Home Health Aides	1,270	12.16	9.38	13.56	10.13	11.63	14.66
31-1012	Nursing Aides, Orderlies, & Attendants	2,990	13.13	10.53	14.43	11.14	12.77	14.89
31-1013	Psychiatric Aides	10	15.12	9.36	18.00	10.83	14.96	20.02
31-2011	Occupational Therapist Assistants	30	22.13	17.90	24.24	19.37	22.28	25.01
31-2012	Occupational Therapist Aides	10	13.09	10.21	14.54	10.49	13.20	15.08
31-2021	Physical Therapist Assistants	110	18.18	11.45	21.53	12.67	19.24	22.58
31-2022	Physical Therapist Aides	110	12.00	9.61	13.19	9.98	11.37	14.17
31-9011	Massage Therapists	110	13.35	7.45	16.30	7.68	11.01	18.93
31-9091	Dental Assistants	500	14.08	9.86	16.18	11.25	14.13	16.62
31-9092	Medical Assistants	470	13.05	10.02	14.56	10.74	12.69	15.26
31-9093	Medical Equipment Preparers	80	15.17	10.55	17.48	11.04	13.55	19.75
31-9094	Medical Transcriptionists	260	14.58	11.60	16.07	12.80	14.50	16.38
31-9095	Pharmacy Aides	ND	12.44	9.47	13.93	10.13	12.26	14.84
31-9096	Veterinary Assist. & Lab. Animal Caretakers	240	10.74	7.89	12.17	8.12	9.49	11.26
31-9099	Healthcare Support Workers, All Other	270	15.31	10.43	17.75	11.28	14.99	18.65
33-0000	Protective Service Occupations	5,890	19.74	11.14	24.04	13.61	18.85	25.24
33-1011	First-Line Sup./Mgrs. of Correctional Officers	110	27.36	22.46	29.82	24.32	27.55	31.26
33-1012	First-Line Sup./Mgrs. of Police & Detectives	290	33.05	23.96	37.60	26.62	32.95	39.62
33-1021	First-Line Sup./Mgrs. of Fire Fighting & Prev.	100	34.80	28.97	37.72	31.35	34.74	39.02
33-1099	First-Line Sup./Mgrs., Prot. Svcs. Workers, All Other	130	23.72	15.93	27.63	18.04	23.46	30.21

*Annual wages (see Wage Survey Definitions, page 6).

ND - Not disclosable due to confidentiality of data.

Table continued on page 14

Wyoming Statewide

Code	Title	Total Employment	Mean Wage	Mean of Lower 1/3	Mean of Upper 2/3	25th Percentile	50th Percentile	75th Percentile
33-2011	Fire Fighters	400	26.01	20.60	28.73	22.72	26.59	29.76
33-2021	Fire Inspectors & Investigators	30	27.17	20.99	30.26	22.14	26.12	32.28
33-3011	Bailiffs	10	21.01	10.19	26.42	10.03	21.56	29.53
33-3012	Correctional Officers & Jailers	820	19.20	15.70	20.95	16.30	18.61	21.82
33-3021	Detectives & Criminal Investigators	220	29.92	21.61	34.08	23.19	28.38	37.29
33-3031	Fish & Game Wardens	80	26.46	21.14	29.12	23.95	26.24	28.52
33-3041	Parking Enforcement Workers	30	13.65	9.61	15.66	11.23	14.13	16.46
33-3051	Police & Sheriff's Patrol Officers	1,360	22.72	17.99	25.09	18.93	22.57	26.21
33-9011	Animal Control Workers	70	15.91	10.37	18.68	13.45	16.13	19.35
33-9021	Private Detectives & Investigators	ND	21.87	19.60	23.01	20.89	22.42	23.97
33-9032	Security Guards	870	12.58	9.24	14.25	10.11	11.96	14.61
33-9091	Crossing Guards	300	13.96	10.06	15.92	11.27	13.68	15.42
33-9092	Lifeguards, Ski Patrol, & Other Rec. Prot. Svc.	580	9.07	7.41	9.90	7.40	8.36	9.94
33-9099	Protective Service Workers, All Other	370	17.39	12.55	19.81	14.98	14.99	21.02
35-0000	Food Prep. & Serving-Related Occupations	24,430	9.86	7.49	11.05	7.65	8.90	11.13
35-1011	Chefs & Head Cooks	240	21.43	12.64	25.82	14.53	19.21	24.95
35-1012	First-Line Sup./Mgrs. of Food Prep. & Serving	2,120	13.78	9.43	15.97	10.18	12.90	16.55
35-2011	Cooks, Fast Food	1,100	9.23	7.62	10.04	7.67	8.69	10.82
35-2012	Cooks, Institution & Cafeteria	1,360	11.37	8.38	12.87	9.18	11.12	13.26
35-2014	Cooks, Restaurant	2,450	11.37	8.58	12.77	9.21	11.06	13.23
35-2015	Cooks, Short Order	90	8.61	7.32	9.26	7.31	8.15	9.54
35-2019	Cooks, All Other	90	12.19	8.64	13.97	8.87	9.99	16.95
35-2021	Food Preparation Workers	1,680	10.14	8.09	11.16	8.42	9.70	11.43
35-3011	Bartenders	2,240	8.88	7.43	9.61	7.45	8.31	9.48
35-3021	Combined Food Preparation & Serving Workers, Including Fast Food	3,900	9.24	7.76	9.98	7.94	8.94	10.12
35-3022	Counter Attendants, Cafeteria, Food Concession, & Coffee Shop	980	8.34	7.42	8.81	7.37	8.04	9.13
35-3031	Waiters & Waitresses	5,150	8.40	7.40	8.90	7.17	7.63	8.51
35-3041	Food Servers, Nonrestaurant	150	9.75	8.16	10.55	8.32	9.35	11.24
35-9011	Dining Room & Cafeteria Attendants & Bartender Helpers	630	8.95	7.42	9.72	7.39	8.35	10.17
35-9021	Dishwashers	1,400	8.80	7.41	9.49	7.46	8.42	9.75
35-9031	Hosts & Hostesses, Restaurant, Lounge, & Coffee Shop	720	8.76	7.44	9.42	7.34	7.98	9.21
35-9099	Food Prep. & Serving Rel. Workers, All Other	120	9.04	7.51	9.81	7.63	8.77	10.27
37-0000	Building & Grounds Cleaning & Maint. Occs.	11,250	12.27	8.28	14.26	9.03	11.16	14.47
37-1011	First-Line Supervisors/Managers of Housekeeping & Janitorial Workers	610	17.10	11.45	19.93	12.71	16.07	20.61
37-1012	First-Line Sup./Mgrs. of Landscaping, Lawn Service, & Groundskeeping Workers	300	21.55	15.59	24.52	17.36	20.70	26.07
37-2011	Janitors & Cleaners, Except Maids & Housekeeping Cleaners	4,700	12.11	8.27	14.03	9.13	11.58	14.50
37-2012	Maids & Housekeeping Cleaners	3,520	9.58	8.07	10.34	8.30	9.40	10.80
37-2021	Pest Control Workers	60	18.74	10.53	22.84	11.76	15.67	29.33
37-3011	Landscaping & Groundskeeping Workers	1,700	13.73	9.71	15.74	10.77	13.23	15.88
37-3012	Pesticide Handlers & Applicators, Vegetation	90	13.42	10.20	15.03	10.73	12.25	15.02
37-3013	Tree Trimmers & Pruners	ND	19.80	16.09	21.64	17.65	20.19	22.70
37-3019	Grounds Maintenance Workers, All Other	110	14.73	9.76	17.22	10.63	13.65	16.79
39-0000	Personal Care & Service Occupations	6,620	11.51	8.04	13.24	8.58	10.37	13.20
39-1021	First-Line Sup./Mgrs. of Personal Svc. Workers	350	14.80	9.36	17.53	10.60	13.81	16.83
39-2011	Animal Trainers	10	13.95	10.89	15.48	10.73	11.65	19.18

ND - Not disclosable due to confidentiality of data.

Table continued on page 15

Wyoming Statewide

Code	Title	Total Employment	Mean Wage	Mean of Lower 1/3	Mean of Upper 2/3	25th Percentile	50th Percentile	75th Percentile
39-2021	Nonfarm Animal Caretakers	240	9.95	8.00	10.93	8.16	9.14	10.88
39-3021	Motion Picture Projectionists	30	8.61	7.55	9.13	7.39	8.09	10.06
39-3031	Ushers, Lobby Attendants, & Ticket Takers	80	8.34	7.50	8.76	7.52	8.26	9.22
39-3091	Amusement & Recreation Attendants	500	10.19	7.76	11.40	7.92	9.17	11.53
39-3099	Ent. Attendants & Related Workers, All Other	120	9.64	8.16	10.38	8.28	9.31	10.93
39-4011	Embalmers	20	20.02	15.96	22.05	17.41	20.88	22.90
39-4021	Funeral Attendants	50	13.06	11.16	14.01	11.57	13.02	14.55
39-5012	Hairdressers, Hairstylists, & Cosmetologists	640	12.88	8.56	15.05	9.41	12.67	15.96
39-5092	Manicurists & Pedicurists	ND	7.77	7.53	7.88	7.17	7.66	8.50
39-6011	Baggage Porters & Bellhops	80	10.82	8.57	11.96	8.80	9.96	13.28
39-6012	Concierges	30	13.33	10.20	14.89	11.31	13.60	15.42
39-6021	Tour Guides & Escorts	250	13.13	10.41	14.50	10.54	11.69	15.56
39-9011	Child Care Workers	1,350	10.09	7.82	11.22	8.10	9.60	11.50
39-9021	Personal & Home Care Aides	870	10.82	9.26	11.60	9.93	10.90	11.90
39-9031	Fitness Trainers & Aerobics Instructors	480	11.91	7.68	14.02	7.91	9.42	13.59
39-9032	Recreation Workers	740	13.32	8.37	15.79	8.81	10.19	15.47
39-9041	Residential Advisors	220	12.94	9.03	14.90	9.68	12.12	15.91
39-9099	Personal Care & Service Workers, All Other	ND	12.40	8.88	14.16	9.86	11.97	13.99
41-0000	Sales & Related Occupations	23,850	14.30	7.88	17.52	8.48	10.96	16.02
41-1011	First-Line Sup./Mgrs. of Retail Sales Workers	2,900	16.26	10.48	19.14	11.91	15.04	18.81
41-1012	First-Line Sup./Mgrs. of Non-Retail Sales Workers	290	28.78	15.18	35.56	17.41	23.86	30.39
41-2011	Cashiers	6,170	9.26	7.64	10.07	7.73	8.90	10.57
41-2021	Counter & Rental Clerks	840	9.70	7.29	10.90	7.38	8.49	10.61
41-2022	Parts Salespersons	740	14.84	9.61	17.46	10.75	14.18	18.31
41-2031	Retail Salespersons	8,120	11.50	7.75	13.38	8.05	9.88	12.73
41-3011	Advertising Sales Agents	340	18.44	9.59	22.86	10.99	13.78	21.63
41-3021	Insurance Sales Agents	610	22.78	12.29	28.03	14.32	19.74	24.91
41-3031	Securities, Commodities, & Fin. Svcs. Sales	210	40.28	13.15	53.85	14.81	19.34	42.73
41-3041	Travel Agents	140	15.92	9.51	19.13	10.55	13.57	20.33
41-3099	Sales Representatives, Services, All Other	330	21.46	12.82	25.78	14.13	17.58	22.75
41-4011	Sales Reps, Wholesale & Manufacturing, Technical & Scientific Products	580	38.50	17.85	48.83	21.32	31.14	46.07
41-4012	Sales Reps, Wholesale & Manufacturing, Except Technical & Scientific Products	1,570	23.48	13.60	28.42	16.12	20.90	27.85
41-9011	Demonstrators & Product Promoters	90	9.80	7.78	10.80	7.93	9.05	10.80
41-9021	Real Estate Brokers	90	30.50	19.53	35.99	20.22	22.36	37.19
41-9022	Real Estate Sales Agents	290	25.35	13.78	31.13	18.11	26.96	33.01
41-9031	Sales Engineers	20	39.11	28.73	44.31	33.46	40.13	45.76
41-9041	Telemarketers	380	12.37	9.07	14.03	9.63	10.68	11.89
41-9099	Sales & Related Workers, All Other	130	14.80	10.29	17.05	11.32	13.90	17.67
43-0000	Office & Administrative Support Occupations	38,490	14.62	9.65	17.11	10.86	13.79	17.46
43-1011	First-Line Supervisors/Managers of Office & Administrative Support Workers	2,190	20.85	13.37	24.59	15.20	19.81	25.54
43-2011	Switchboard Operators, Incl. Answering Svc.	260	11.17	8.83	12.34	9.55	10.95	12.42
43-3011	Bill & Account Collectors	420	15.78	11.84	17.76	12.94	15.47	17.99
43-3021	Billing & Posting Clerks & Machine Operators	560	15.04	11.18	16.97	12.19	14.36	17.08
43-3031	Bookkeeping, Accounting, & Auditing Clerks	5,560	15.91	10.86	18.43	12.36	15.27	18.94
43-3051	Payroll & Timekeeping Clerks	350	16.73	12.54	18.82	13.60	16.17	19.76
43-3061	Procurement Clerks	140	17.86	13.17	20.21	14.94	18.50	20.54
43-3071	Tellers	1,190	11.49	9.70	12.40	10.07	11.19	12.65
43-4011	Brokerage Clerks	30	11.68	8.96	13.05	9.27	11.02	13.54
43-4031	Court, Municipal, & License Clerks	550	15.91	12.08	17.82	12.89	15.43	18.14

ND - Not disclosable due to confidentiality of data.

Table continued on page 16

Wyoming Statewide

Code	Title	Total Employment	Mean Wage	Mean of Lower 1/3	Mean of Upper 2/3	25th Percentile	50th Percentile	75th Percentile
43-4051	Customer Service Representatives	1,370	13.39	9.63	15.27	10.50	12.99	15.78
43-4061	Eligibility Interviewers, Government Programs	260	19.49	15.71	21.38	16.80	19.62	22.00
43-4071	File Clerks	180	10.81	7.84	12.30	8.28	10.27	12.38
43-4081	Hotel, Motel, & Resort Desk Clerks	1,440	9.61	8.21	10.31	8.38	9.32	10.67
43-4111	Interviewers, Except Eligibility & Loan	200	11.87	9.09	13.25	10.00	11.61	13.94
43-4121	Library Assistants, Clerical	190	11.68	7.95	13.55	8.55	11.20	14.25
43-4131	Loan Interviewers & Clerks	370	14.09	10.82	15.72	11.76	13.84	16.23
43-4141	New Accounts Clerks	240	13.47	10.76	14.83	11.20	13.12	15.28
43-4151	Order Clerks	260	13.04	9.65	14.72	10.33	12.63	15.27
43-4161	Human Res. Assist., Exc. Payroll & Timekeeping	280	18.77	14.20	21.07	15.49	18.50	21.65
43-4171	Receptionists & Information Clerks	1,270	11.38	8.64	12.74	9.54	11.32	13.31
43-4181	Res. & Transp. Ticket Agents & Travel Clerks	240	10.63	7.67	12.11	8.01	10.49	12.63
43-4199	Information & Record Clerks, All Other	490	15.71	11.48	17.82	12.92	14.95	18.88
43-5011	Cargo & Freight Agents	110	23.44	12.82	28.75	13.42	19.26	24.66
43-5021	Couriers & Messengers	180	10.96	9.47	11.69	9.92	10.92	12.03
43-5031	Police, Fire, & Ambulance Dispatchers	330	17.79	14.09	19.65	15.03	17.58	20.33
43-5032	Dispatchers, Except Police, Fire, & Ambulance	280	18.12	12.45	20.96	13.93	16.85	20.50
43-5041	Meter Readers, Utilities	140	18.59	13.61	21.08	15.19	18.48	20.93
43-5051	Postal Service Clerks	200	24.41	21.90	25.66	22.51	25.50	25.51
43-5052	Postal Service Mail Carriers	400	23.99	20.27	25.84	22.01	25.85	26.07
43-5053	Postal Service Mail Sorters, Processors, & Processing Machine Operators	350	19.53	11.02	23.78	12.13	22.96	25.50
43-5061	Production, Planning, & Expediting Clerks	150	20.57	13.80	23.96	16.73	20.80	25.03
43-5071	Shipping, Receiving, & Traffic Clerks	820	14.59	10.57	16.61	11.49	13.89	16.87
43-5081	Stock Clerks & Order Fillers	2,970	11.99	8.54	13.71	9.36	11.44	14.17
43-5111	Weighers, Measurers, & Samplers, Recordkeeping	80	14.85	11.00	16.76	11.87	14.56	17.08
43-6011	Executive Secretaries & Admin. Assistants	1,540	18.57	14.22	20.75	15.37	17.81	21.03
43-6012	Legal Secretaries	290	16.16	11.67	18.39	12.84	15.61	19.08
43-6013	Medical Secretaries	1,280	14.48	10.94	16.25	12.18	14.34	16.82
43-6014	Secretaries, Except Legal, Medical, & Executive	6,970	13.41	9.28	15.47	10.51	13.29	15.93
43-9011	Computer Operators	110	16.29	10.96	18.97	11.89	15.07	18.97
43-9021	Data Entry Keyers	210	11.42	7.83	13.22	8.31	10.87	14.24
43-9022	Word Processors & Typists	100	13.16	10.05	14.71	10.90	12.36	15.15
43-9031	Desktop Publishers	ND	ND	ND	ND	ND	ND	ND
43-9041	Insurance Claims & Policy Processing Clerks	610	11.91	10.36	12.67	10.45	11.50	13.21
43-9051	Mail Clerks & Mail Machine Op., Exc. Postal Svc.	190	10.73	8.00	12.09	8.10	9.15	13.37
43-9061	Office Clerks, General	2,220	12.89	9.10	14.78	10.28	12.57	15.06
43-9071	Office Machine Operators, Except Computer	90	11.78	8.69	13.32	9.32	11.36	13.99
43-9199	Office & Admin. Support Workers, All Other	770	15.82	12.24	17.60	13.32	15.30	18.17
45-0000	Farming, Fishing, & Forestry Occupations	400	15.42	8.55	18.85	9.36	14.33	20.42
45-1011	First-Line Supervisors/Managers of Farming, Fishing, & Forestry Workers	30	23.29	15.37	27.25	17.32	23.00	30.15
45-2011	Agricultural Inspectors	40	25.53	20.58	28.02	21.68	25.20	28.96
45-2091	Agricultural Equipment Operators	50	11.26	7.98	12.90	8.76	10.49	14.35
45-2092	Farmworkers & Laborers, Crop, Nursery, & Greenhouse	ND	11.64	9.84	12.54	10.03	10.96	12.11
45-2093	Farmworkers, Farm & Ranch Animals	160	13.99	8.01	16.99	8.31	9.85	19.24
45-4022	Logging Equipment Operators	40	16.79	12.87	18.75	13.60	16.37	20.08
47-0000	Construction & Extraction Occupations	36,510	21.25	14.23	24.76	15.80	19.58	25.24
47-1011	First-Line Sup./Mgrs. of Construction Trades & Extraction Workers	3,750	30.33	19.93	35.53	21.72	27.64	37.19
47-2021	Brickmasons & Blockmasons	260	20.99	15.25	23.87	17.62	21.84	25.06

ND - Not disclosable due to confidentiality of data.

Table continued on page 17

Wyoming Statewide

Code	Title	Total Employment	Mean Wage	Mean of Lower 1/3	Mean of Upper 2/3	25th Percentile	50th Percentile	75th Percentile
47-2022	Stonemasons	110	17.77	13.07	20.11	14.91	17.75	19.81
47-2031	Carpenters	3,020	19.83	14.94	22.28	16.15	19.15	23.22
47-2041	Carpet Installers	90	15.99	10.89	18.54	11.78	13.77	17.67
47-2044	Tile & Marble Setters	ND	21.33	17.57	23.21	18.07	21.24	24.54
47-2051	Cement Masons & Concrete Finishers	890	17.24	12.61	19.55	14.13	17.24	20.37
47-2061	Construction Laborers	2,830	15.11	12.23	16.55	13.05	14.81	16.97
47-2071	Paving, Surfacing, & Tamping Equip. Operators	220	19.67	12.99	23.00	15.60	20.84	23.96
47-2073	Oper. Eng. & Other Const. Equip. Oper.	4,740	20.93	16.63	23.08	17.52	20.13	24.11
47-2081	Drywall & Ceiling Tile Installers	230	16.98	14.50	18.22	15.43	17.07	18.72
47-2111	Electricians	2,830	23.56	15.97	27.36	17.93	23.69	28.68
47-2121	Glaziers	270	15.77	12.71	17.30	13.41	15.47	17.91
47-2131	Insulation Workers, Floor, Ceiling, & Wall	90	15.04	11.94	16.60	12.67	14.14	16.18
47-2141	Painters, Construction & Maintenance	610	16.91	11.83	19.46	12.98	15.50	19.48
47-2151	Pipelayers	60	18.21	16.12	19.26	16.25	18.06	20.49
47-2152	Plumbers, Pipefitters, & Steamfitters	1,930	19.63	13.96	22.47	15.21	18.41	23.20
47-2161	Plasterers & Stucco Masons	60	17.23	13.51	19.09	14.15	17.25	19.62
47-2171	Reinforcing Iron & Rebar Workers	70	20.31	17.45	21.73	18.04	20.58	22.87
47-2181	Roofers	320	15.40	9.80	18.21	11.40	14.39	18.24
47-2211	Sheet Metal Workers	360	19.42	13.65	22.30	15.48	19.83	23.90
47-2221	Structural Iron & Steel Workers	540	21.99	15.38	25.30	16.62	22.41	27.79
47-3011	Helpers – Brickmasons, Blockmasons, Stonemasons, & Tile & Marble Setters	160	14.50	11.37	16.07	12.09	14.72	16.82
47-3012	Helpers – Carpenters	700	14.55	11.07	16.30	12.31	14.50	16.83
47-3013	Helpers – Electricians	50	14.96	12.83	16.02	13.28	14.85	17.09
47-3014	Helpers – Painters, Plasterers, & Stucco Masons	80	10.68	7.93	12.06	8.58	10.49	13.06
47-3015	Helpers – Pipelayers, Plumb., Pipe., & Steamfit.	250	14.43	10.80	16.24	11.74	13.77	16.11
47-3016	Helpers – Roofers	ND	10.24	7.74	11.48	8.22	10.16	12.23
47-3019	Helpers, Construction Trades, All Other	80	10.69	8.47	11.81	9.57	10.97	12.07
47-4011	Construction & Building Inspectors	170	27.26	20.12	30.83	22.16	25.78	33.74
47-4031	Fence Erectors	ND	13.90	9.91	15.89	11.45	13.90	15.76
47-4051	Highway Maintenance Workers	310	18.82	14.57	20.94	15.89	18.44	22.08
47-4061	Rail-Track Laying & Maint. Equip. Operators	210	20.74	17.56	22.33	17.63	19.44	22.71
47-4071	Septic Tank Servicers & Sewer Pipe Cleaners	220	18.04	14.28	19.92	15.07	17.20	20.45
47-4099	Construction & Related Workers, All Other	170	18.23	13.99	20.36	14.79	17.04	19.36
47-5011	Derrick Operators, Oil & Gas	1,580	23.61	17.87	26.48	19.63	23.72	27.95
47-5012	Rotary Drill Operators, Oil & Gas	1,230	31.66	20.75	37.11	24.35	29.48	35.33
47-5013	Service Unit Operators, Oil, Gas, & Mining	1,050	20.66	15.32	23.33	16.84	20.14	23.82
47-5021	Earth Drillers, Except Oil & Gas	290	19.06	14.19	21.50	14.33	16.15	19.84
47-5031	Explosives Workers, Ordnance Handling Experts, & Blasters	170	20.11	14.93	22.70	15.85	19.20	23.88
47-5041	Continuous Mining Machine Operators	200	25.09	21.82	26.72	22.41	24.80	27.58
47-5042	Mine Cutting & Channeling Mach. Operators	120	24.25	19.80	26.47	20.92	23.53	27.42
47-5061	Roof Bolters, Mining	ND	25.35	21.26	27.40	21.52	23.76	27.82
47-5071	Roustabouts, Oil & Gas	2,770	18.81	13.71	21.37	14.84	17.69	22.28
47-5081	Helpers – Extraction Workers	840	19.37	12.91	22.59	15.51	19.58	23.82
47-5099	Extraction Workers, All Other	1,490	20.70	14.69	23.71	15.69	18.98	26.84
49-0000	Install., Maint., & Repair Occupations	18,080	22.27	13.37	26.71	15.69	20.98	28.08
49-1011	First-Line Supervisors/Managers of Mechanics, Installers, & Repairers	1,890	30.42	19.94	35.65	22.79	29.89	37.06
49-2011	Computer, Autom. Teller, & Office Mach. Repair	200	16.15	10.72	18.87	12.32	14.71	19.41
49-2021	Radio Mechanics	ND	21.78	14.27	25.53	15.19	18.68	27.48

ND - Not disclosable due to confidentiality of data.

Table continued on page 18

Wyoming Statewide

Code	Title	Total Employment	Mean Wage	Mean of Lower 1/3	Mean of Upper 2/3	25th Percentile	50th Percentile	75th Percentile
49-2022	Telecommunications Equipment Installers & Repairers, Except Line Installers	410	25.03	16.38	29.37	20.09	27.16	30.21
49-2091	Avionics Technicians	20	20.10	14.60	22.86	15.32	21.40	24.23
49-2092	Electric Motor, Power Tool, & Related Repairers	130	20.06	14.33	22.92	16.17	20.39	24.42
49-2094	Electrical & Electronics Repairers, Commercial & Industrial Equipment	140	29.66	22.68	33.14	25.20	29.32	34.59
49-2095	Electrical & Electronics Repairers, Powerhouse, Substation, & Relay	170	34.88	30.44	37.10	32.37	35.65	39.11
49-2096	Elect. Equip. Installers & Repair, Motor Vehicles	60	16.18	12.19	18.19	13.45	17.24	19.04
49-2097	Elect. Home Ent. Equip. Installers & Repairers	80	15.62	9.75	18.55	10.45	15.42	18.61
49-2098	Security & Fire Alarm Systems Installers	ND	17.73	9.83	21.68	11.93	18.39	23.61
49-3011	Aircraft Mechanics & Service Technicians	180	22.23	16.76	24.95	19.00	22.53	26.08
49-3021	Automotive Body & Related Repairers	280	20.05	14.57	22.79	16.61	20.11	23.33
49-3022	Automotive Glass Installers & Repairers	90	18.37	12.67	21.22	13.80	18.40	23.23
49-3023	Automotive Service Technicians & Mechanics	1,530	18.12	12.20	21.08	13.48	16.38	21.84
49-3031	Bus & Truck Mech. & Diesel Engine Specialists	1,180	23.62	16.99	26.93	18.95	23.25	28.19
49-3041	Farm Equipment Mechanics	110	17.20	13.75	18.93	14.60	16.53	19.47
49-3042	Mobile Heavy Equip. Mechanics, Exc. Engines	1,120	22.56	17.64	25.02	19.08	22.38	25.47
49-3043	Rail Car Repairers	300	21.34	14.28	24.86	15.41	20.43	25.87
49-3052	Motorcycle Mechanics	110	15.94	12.50	17.66	13.28	15.49	17.90
49-3053	Outdoor Power Equip. & Small Engine Mech.	70	14.51	12.27	15.64	13.21	14.57	15.88
49-3092	Recreational Vehicle Service Technicians	ND	12.11	8.15	14.09	8.96	12.71	15.15
49-3093	Tire Repairers & Changers	470	12.86	8.87	14.86	9.61	12.24	15.09
49-9011	Mechanical Door Repairers	ND	ND	ND	ND	ND	ND	ND
49-9012	Control Install. & Repairers, Exc. Mech. Door	130	25.09	15.65	29.81	16.79	24.29	34.52
49-9021	Heating, Air Cond., & Refrig. Mech & Installers	380	18.59	14.06	20.85	15.43	18.18	21.90
49-9031	Home Appliance Repairers	50	17.25	12.91	19.43	13.23	14.91	21.95
49-9041	Industrial Machinery Mechanics	2,210	26.98	18.44	31.25	20.09	26.01	33.11
49-9042	Maintenance & Repair Workers, General	3,930	18.98	10.94	23.01	12.96	17.58	24.30
49-9043	Maintenance Workers, Machinery	510	23.80	16.46	27.49	18.16	21.56	27.10
49-9044	Millwrights	80	28.50	18.29	33.61	20.10	27.82	38.20
49-9051	Electrical Power-Line Installers & Repairers	620	30.04	22.59	33.75	25.48	30.28	35.96
49-9052	Telecomm. Line Installers & Repairers	230	20.44	13.65	23.83	14.62	19.36	25.15
49-9062	Medical Equipment Repairers	ND	18.73	12.01	22.08	12.71	16.03	23.85
49-9069	Precision Inst. & Equip. Repairers, All Other	40	21.14	15.08	24.17	15.41	17.85	26.68
49-9091	Coin, Vending, & Amusement Machine Servicers & Repairers	80	13.39	9.43	15.37	10.70	13.60	16.06
49-9094	Locksmiths & Safe Repairers	30	13.59	11.00	14.88	11.08	12.23	14.35
49-9095	Manufactured Building & Mobile Home Install.	60	16.54	15.22	17.20	15.47	16.78	18.00
49-9096	Riggers	80	24.39	18.42	27.37	19.80	24.01	29.00
49-9098	Helpers - Install., Maintenance, & Repair	440	13.84	8.82	16.36	9.42	13.11	17.45
49-9099	Install., Maint., & Repair Workers, All Other	230	17.64	11.05	20.92	12.48	17.50	21.89
51-0000	Production Occupations	14,200	20.73	11.54	25.32	13.82	19.59	26.66
51-1011	First-Line Sup./Mgrs. of Prod. & Op. Workers	1,280	30.81	17.92	37.24	21.76	30.41	40.10
51-2022	Electrical & Electronic Equipment Assemblers	40	12.83	7.77	15.36	8.12	11.32	16.40
51-2031	Engine & Other Machine Assemblers	130	16.40	10.59	19.30	12.54	16.99	19.49
51-2041	Structural Metal Fabricators & Fitters	200	20.08	14.64	22.80	16.67	20.62	23.80
51-2091	Fiberglass Laminators & Fabricators	ND	19.73	15.23	21.98	16.05	20.59	23.28
51-2092	Team Assemblers	180	13.97	10.81	15.56	11.97	14.05	15.70
51-2099	Assemblers & Fabricators, All Other	190	12.07	9.90	13.15	10.51	11.81	13.79
51-3011	Bakers	270	10.58	8.32	11.70	8.76	10.15	12.02
51-3021	Butchers & Meat Cutters	370	11.94	7.91	13.95	8.53	11.07	15.31

ND - Not disclosable due to confidentiality of data.

Table continued on page 19

Wyoming Statewide

Code	Title	Total Employment	Mean Wage	Mean of Lower 1/3	Mean of Upper 2/3	25th Percentile	50th Percentile	75th Percentile
51-3022	Meat, Poultry, & Fish Cutters & Trimmers	60	9.62	7.97	10.43	8.15	9.20	10.99
51-3023	Slaughterers & Meat Packers	20	13.32	8.21	15.87	9.02	15.04	16.45
51-3091	Food & Tobacco Roasting, Baking, & Drying Machine Operators & Tenders	10	17.49	8.70	21.88	10.15	20.64	23.78
51-3092	Food Batchmakers	30	8.76	7.66	9.31	7.51	8.38	9.22
51-3093	Food Cooking Machine Operators & Tenders	70	8.37	7.46	8.84	7.29	7.97	9.23
51-4011	Computer-Controlled Machine Tool Operators, Metal & Plastic	ND	16.50	14.23	17.64	14.15	15.40	17.31
51-4031	Cutting, Punching, & Press Machine Setters, Operators, & Tenders, Metal & Plastic	70	15.83	11.63	17.92	12.87	15.39	19.24
51-4032	Drilling & Boring Machine Tool Setters, Operators, & Tenders, Metal & Plastic	40	20.53	14.22	23.69	17.32	21.45	24.61
51-4033	Grinding, Lapping, & Buffing Machine Tool Setters, Operators, & Tenders, Metal & Plastic	30	16.33	12.20	18.39	12.95	14.94	18.27
51-4041	Machinists	550	20.00	15.25	22.38	16.38	19.44	23.54
51-4121	Welders, Cutters, Solderers, & Brazers	2,500	22.68	16.38	25.82	17.77	21.62	26.67
51-4193	Plating & Coating Machine Setters, Operators, & Tenders, Metal & Plastic	20	15.61	12.01	17.40	12.83	14.88	18.23
51-5011	Bindery Workers	ND	8.87	7.33	9.63	7.34	7.99	10.34
51-5021	Job Printers	20	14.72	7.24	18.45	7.56	16.74	18.81
51-5022	Prepress Technicians & Workers	120	12.98	8.48	15.24	9.09	13.28	16.03
51-5023	Printing Machine Operators	150	13.78	9.69	15.82	10.89	13.16	15.74
51-6011	Laundry & Dry-Cleaning Workers	440	9.94	8.25	10.79	8.53	9.64	11.11
51-6021	Pressers, Textile, Garment, & Related Materials	180	9.43	8.13	10.08	8.42	9.55	10.64
51-6031	Sewing Machine Operators	50	12.63	7.94	14.97	8.69	10.92	14.37
51-6041	Shoe & Leather Workers & Repairers	20	15.22	12.30	16.69	12.84	14.93	16.71
51-6052	Tailors, Dressmakers, & Custom Sewers	80	11.31	9.07	12.43	9.63	11.35	13.02
51-6099	Textile, Apparel, & Furnish. Workers, All Other	ND	14.67	8.82	17.59	9.00	11.13	21.80
51-7011	Cabinetmakers & Bench Carpenters	170	17.31	11.54	20.20	12.91	15.93	21.36
51-7021	Furniture Finishers	10	12.17	10.51	13.00	10.89	12.25	13.81
51-7041	Sawing Mach. Setters, Op., & Tenders, Wood	60	11.91	9.06	13.33	9.63	12.59	14.12
51-7042	Woodworking Machine Setters, Operators, & Tenders, Except Sawing	50	15.25	12.76	16.51	14.10	15.86	17.19
51-8012	Power Distributors & Dispatchers	70	31.23	28.22	32.74	28.26	31.07	35.26
51-8013	Power Plant Operators	360	28.57	20.28	32.71	23.31	29.38	34.63
51-8021	Stationary Engineers & Boiler Operators	200	28.43	24.80	30.24	26.11	28.44	31.17
51-8031	Water & Liquid Waste Treatment & Syst. Op.	290	22.01	16.52	24.76	18.12	21.32	25.68
51-8091	Chemical Plant & System Operators	710	29.91	24.79	32.48	26.66	30.25	34.59
51-8092	Gas Plant Operators	630	25.56	19.95	28.35	21.71	25.18	29.00
51-8093	Petroleum Pump System Operators, Refinery Operators, & Gaugers	570	26.43	20.19	29.54	21.91	26.95	30.87
51-8099	Plant & System Operators, All Other	150	18.94	13.72	21.56	15.68	18.07	23.12
51-9011	Chemical Equipment Operators & Tenders	150	ND	ND	ND	ND	ND	ND
51-9012	Separating, Filtering, Clarifying, Precipitating, & Still Machine Setters, Operators, & Tenders	100	19.32	12.82	22.58	14.25	18.90	23.91
51-9021	Crushing, Grinding, & Polishing Machine Setters, Operators, & Tenders	290	19.37	15.08	21.52	16.40	18.86	22.26
51-9023	Mixing & Blend. Machine Setters, Op., & Tenders	120	17.45	11.50	20.41	12.51	17.30	20.75
51-9032	Cutting & Slicing Machine Setters, & Tenders	40	16.25	12.85	17.96	13.91	16.80	18.80
51-9041	Extruding, Forming, Pressing, & Compacting Machine Setters, Operators, & Tenders	70	17.05	15.14	18.00	15.96	17.33	18.73
51-9051	Furnace, Kiln, Oven, & Kettle Operators & Tenders	110	21.25	16.65	23.55	17.89	20.13	25.57

ND - Not disclosable due to confidentiality of data.

Table continued on page 20

Wyoming Statewide

Code	Title	Total Employment	Mean Wage	Mean of Lower 1/3	Mean of Upper 2/3	25th Percentile	50th Percentile	75th Percentile
51-9061	Inspect., Testers, Sorters, Samplers, & Weighers	700	20.31	13.22	23.87	14.09	20.61	24.46
51-9071	Jewelers & Precious Stone & Metal Workers	20	15.28	10.92	17.47	12.53	14.31	20.22
51-9081	Dental Laboratory Technicians	30	17.15	7.77	21.84	7.71	14.61	21.88
51-9083	Ophthalmic Laboratory Technicians	20	15.55	11.41	17.62	13.13	15.17	19.50
51-9111	Packaging & Filling Mach. Operators & Tenders	250	15.96	10.83	18.52	11.64	14.88	19.17
51-9121	Coating, Painting, & Spraying Machine Op.	20	18.16	13.16	20.67	14.23	17.56	22.38
51-9122	Painters, Transportation Equipment	70	21.16	16.17	23.67	18.45	21.51	24.75
51-9123	Painting, Coating, & Decorating Workers	60	13.39	8.97	15.60	9.54	11.65	17.30
51-9132	Photographic Processing Machine Operators	80	10.66	8.95	11.51	9.52	10.75	11.82
51-9192	Cleaning, Washing, & Metal Pickling Equipment Operators & Tenders	ND	17.37	13.52	19.31	14.34	16.75	20.82
51-9194	Etchers & Engravers	40	12.88	8.96	14.85	9.54	11.89	16.32
51-9198	Helpers – Production Workers	710	13.56	9.55	15.56	10.44	12.94	16.03
51-9199	Production Workers, All Other	340	23.88	14.65	28.51	17.27	22.10	33.09
53-0000	Transp. & Material Moving Occupations	24,820	17.46	10.17	21.10	12.11	16.02	20.93
53-1021	First-Line Supervisors/Managers of Helpers, Laborers, & Material Movers, Hand	300	20.87	14.87	23.87	16.37	20.13	24.62
53-1031	First-Line Sup./Mgrs. of Transportation & Material-Moving Machine & Vehicle Operators	1,040	29.25	18.80	34.47	21.76	26.52	36.75
53-2012	Commercial Pilots*	80	ND	ND	ND	ND	ND	ND
53-2021	Air Traffic Controllers	50	30.97	23.91	34.50	25.31	28.77	36.45
53-3011	Ambulance Drivers & Attendants, Exc. EMTs	20	8.17	7.59	8.47	7.31	7.95	9.03
53-3021	Bus Drivers, Transit & Intercity	270	12.74	8.10	15.06	8.92	11.95	14.52
53-3022	Bus Drivers, School	1,240	12.14	7.90	14.25	8.59	11.90	15.21
53-3031	Driver/Sales Workers	1,390	11.72	7.49	13.83	7.61	9.38	14.67
53-3032	Truck Drivers, Heavy & Tractor-Trailer	6,200	19.03	13.76	21.67	15.37	18.19	21.86
53-3033	Truck Drivers, Light or Delivery Services	2,310	14.69	10.10	16.99	12.08	14.33	16.13
53-3041	Taxi Drivers & Chauffeurs	430	10.68	7.63	12.20	7.85	9.79	12.22
53-3099	Motor Vehicle Operators, All Other	110	17.90	9.26	22.22	9.31	19.96	22.82
53-4021	Railroad Brake, Signal, & Switch Operators	ND	25.84	16.73	30.41	18.76	23.38	30.04
53-4031	Railroad Conductors & Yardmasters	ND	26.79	16.12	32.13	18.33	26.72	32.29
53-6021	Parking Lot Attendants	10	8.33	7.31	8.84	7.59	8.44	9.24
53-6031	Service Station Attendants	270	11.14	7.80	12.82	8.15	9.97	13.42
53-6051	Transportation Inspectors	180	22.08	14.02	26.12	14.85	21.04	25.18
53-6099	Transportation Workers, All Other	140	12.20	9.15	13.72	10.03	11.85	14.11
53-7011	Conveyor Operators & Tenders	70	22.27	15.00	25.91	18.35	22.75	25.61
53-7021	Crane & Tower Operators	140	28.34	19.73	32.64	22.11	27.68	34.91
53-7032	Excavating & Loading Mach. & Dragline Op.	950	18.90	15.60	20.55	16.31	18.72	21.23
53-7033	Loading Machine Op., Underground Mining	290	25.95	20.21	28.81	22.29	26.81	30.26
53-7041	Hoist & Winch Operators	ND	22.40	16.35	25.43	19.45	23.36	26.18
53-7051	Industrial Truck & Tractor Operators	690	16.75	12.73	18.76	13.46	15.26	18.69
53-7061	Cleaners of Vehicles & Equipment	870	11.08	8.16	12.54	8.55	10.05	13.39
53-7062	Laborers & Freight, & Material Movers, Hand	3,110	13.24	9.10	15.31	10.22	12.98	15.75
53-7063	Machine Feeders & Offbearers	110	17.58	12.07	20.32	13.76	17.51	21.38
53-7064	Packers & Packagers, Hand	970	11.22	7.45	13.11	7.70	9.66	14.79
53-7071	Gas Compressor & Pumping Station Operators	140	25.88	22.92	27.36	23.55	25.76	28.45
53-7072	Pump Operators, Except Wellhead Pumpers	410	18.27	11.90	21.44	12.68	17.44	20.80
53-7073	Wellhead Pumpers	360	19.97	12.56	23.66	15.38	20.81	24.73
53-7081	Refuse & Recyclable Material Collectors	260	15.37	10.90	17.60	11.94	15.41	18.55
53-7111	Shuttle Car Operators	200	22.56	17.99	24.86	18.63	21.52	24.72
53-7199	Material Moving Workers, All Other	10	13.14	9.75	14.84	10.39	13.06	15.01

*Annual wages (see Wage Survey Definitions, page 6).

ND - Not disclosable due to confidentiality of data.

Casper Metropolitan Statistical Area

Code	Title	Total Employment	Mean Wage	Mean of Lower 1/3	Mean of Upper 2/3	25th Percentile	50th Percentile	75th Percentile
00-0000	Total all occupations	39,990	19.77	9.71	24.80	11.28	16.12	24.50
11-0000	Management Occupations	1,710	40.72	21.50	50.33	26.01	37.36	48.18
11-1011	Chief Executives	30	63.00	36.83	76.08	49.37	62.07	ND
11-1021	General & Operations Managers	920	45.73	25.26	55.97	30.47	40.28	52.03
11-2022	Sales Managers	60	43.51	28.56	50.98	29.63	33.66	50.73
11-3011	Administrative Services Managers	20	30.84	23.27	34.62	25.40	30.13	35.88
11-3021	Computer & Information Systems Managers	20	36.95	23.06	43.90	25.34	40.81	45.31
11-3031	Financial Managers	50	41.53	29.92	47.34	33.63	41.15	48.48
11-3049	Human Resources Managers, All Other	10	42.50	28.21	49.63	31.78	36.38	43.33
11-3051	Industrial Production Managers	20	36.40	25.21	42.00	29.07	37.21	45.32
11-3071	Transp., Storage, & Distribution Managers	20	37.51	23.88	44.32	28.11	39.37	47.61
11-9021	Construction Managers	30	44.16	34.27	49.11	36.28	42.98	49.16
11-9031	Educ. Admin., Preschool & Child Care	ND	25.40	14.48	30.85	17.47	27.81	31.83
11-9041	Engineering Managers	ND	44.58	32.17	50.79	36.28	43.60	51.95
11-9051	Food Service Managers	50	18.75	12.32	21.96	14.29	19.47	22.53
11-9081	Lodging Managers	30	17.75	13.11	20.06	13.89	17.33	19.33
11-9111	Medical & Health Services Managers	90	40.51	25.94	47.80	28.48	35.51	46.58
11-9131	Postmasters & Mail Superintendents	ND	25.58	11.83	32.45	12.40	23.16	33.67
11-9141	Property, Real Est., & Community Assoc. Mgrs.	70	20.79	12.07	25.14	15.19	18.40	24.15
11-9151	Social & Community Service Managers	50	22.88	16.56	26.04	17.43	21.45	27.69
11-9199	Managers, All Other	120	32.14	17.82	39.30	21.54	31.26	40.99
13-0000	Business & Financial Operations Occupations	1,030	32.05	17.21	39.47	20.38	28.39	39.03
13-1022	Wholesale & Retail Buyers, Exc. Farm Products	40	21.97	14.81	25.56	16.20	19.96	28.81
13-1023	Purch. Agents, Exc. Wholesale, Retail, & Farm	50	25.47	18.52	28.94	19.57	24.33	30.78
13-1031	Claims Adjusters, Examiners, & Investigators	20	25.52	11.51	32.51	11.41	28.90	36.30
13-1041	Compliance Officers, Except Agriculture, Construction, Health & Safety, & Transp.	50	23.24	16.18	26.78	17.33	21.09	28.16
13-1051	Cost Estimators	80	26.32	16.47	31.24	19.45	24.85	33.53
13-1071	Employment, Recruit., & Placement Specialists	20	23.28	20.17	24.84	20.45	22.43	25.52
13-1073	Training & Development Specialists	20	18.21	10.55	22.02	10.58	11.72	22.81
13-1079	HR, Training, & Labor Rel. Specialists, All Other	30	28.46	20.30	32.55	22.50	27.59	34.97
13-1111	Management Analysts	ND	48.59	34.04	55.87	40.84	49.23	54.29
13-1121	Meeting & Convention Planners	ND	11.99	8.40	13.79	8.98	11.62	13.77
13-1199	Business Operations Specialists, All Other	100	33.03	21.95	38.57	26.10	31.53	41.87
13-2011	Accountants & Auditors	230	36.94	22.08	44.37	24.53	30.57	41.91
13-2021	Appraisers & Assessors of Real Estate	60	25.51	15.41	30.55	16.74	24.12	29.02
13-2052	Personal Financial Advisors	ND	29.47	18.09	35.15	19.52	26.85	42.03
13-2072	Loan Officers	120	39.93	16.46	51.65	19.62	34.10	42.69
15-0000	Computer & Mathematical Occupations	240	26.59	17.57	31.11	19.46	24.78	31.42
15-1021	Computer Programmers	20	24.51	16.06	28.73	16.51	19.60	26.88
15-1031	Computer Software Engineers, Applications	20	28.00	23.86	30.07	24.53	27.84	31.92
15-1032	Computer Software Eng., Systems Software	ND	39.86	26.08	46.74	34.94	44.26	48.63
15-1041	Computer Support Specialists	40	21.76	15.98	24.65	17.43	20.91	25.13
15-1051	Computer Systems Analysts	50	28.33	19.12	32.93	20.42	25.26	31.31
15-1061	Database Administrators	10	28.02	23.92	30.06	24.73	27.45	30.40
15-1071	Network & Computer Systems Administrators	40	23.10	16.46	26.42	17.91	22.45	27.90
15-1081	Network Systems & Data Comm. Analysts	20	21.05	14.07	24.54	15.50	19.60	27.57
15-1099	Computer Specialists, All Other	20	31.92	23.76	36.00	27.11	33.08	36.75
17-0000	Architecture & Engineering Occupations	800	34.77	22.87	40.71	26.85	33.99	43.27
17-1011	Architects, Except Landscape & Naval	ND	45.76	26.43	55.41	27.56	31.74	66.70
17-1021	Cartographers & Photogrammetrists	ND	20.83	17.85	22.33	17.71	19.42	24.27
17-1022	Surveyors	30	26.03	19.98	29.05	23.55	27.28	30.23
17-2051	Civil Engineers	70	35.07	24.97	40.12	28.25	36.33	42.41
17-2071	Electrical Engineers	ND	34.02	28.66	36.71	28.04	31.07	38.27
17-2072	Electronics Engineers, Except Computer	10	31.66	27.75	33.62	28.81	32.21	35.22
17-2081	Environmental Engineers	130	38.96	31.53	42.67	34.49	39.79	45.78
17-2141	Mechanical Engineers	50	34.98	29.82	37.56	32.73	36.18	39.28
17-2151	Mining & Geol. Eng., Incl. Mining Safety Eng.	10	49.20	36.88	55.35	38.27	53.72	58.54

ND - Not disclosable due to confidentiality of data.

Table continued on page 22

Casper Metropolitan Statistical Area

Code	Title	Total Employment	Mean Wage	Mean of Lower 1/3	Mean of Upper 2/3	25th Percentile	50th Percentile	75th Percentile
17-2171	Petroleum Engineers	240	40.36	30.19	45.44	31.79	41.43	47.90
17-2199	Engineers, All Other	10	44.30	30.48	51.21	39.01	46.42	50.71
17-3011	Architectural & Civil Drafters	40	23.27	15.77	27.02	18.70	24.11	28.01
17-3013	Mechanical Drafters	30	22.48	15.92	25.76	18.42	22.09	24.63
17-3023	Electrical & Electronic Engineering Technicians	ND	24.78	13.26	30.53	14.64	29.45	31.76
17-3029	Eng. Technicians, Except Drafters, All Other	20	28.46	21.89	31.74	24.26	29.41	32.38
17-3031	Surveying & Mapping Technicians	10	17.83	14.49	19.49	14.69	16.60	21.27
19-0000	Life, Physical, & Social Science Occupations	370	25.11	16.35	29.48	18.73	24.46	31.08
19-1023	Zoologists & Wildlife Biologists	40	22.19	16.85	24.85	18.17	20.92	27.30
19-2041	Env. Scientists & Specialists, Including Health	70	26.75	19.25	30.50	20.45	25.34	32.50
19-2042	Geoscientists, Exc. Hydrologists & Geog.	30	33.60	24.91	37.94	27.89	32.23	40.81
19-3021	Market Research Analysts	40	22.52	14.36	26.61	17.66	21.25	30.47
19-3031	Clinical, Counseling, & School Psychologists	ND	26.40	20.77	29.22	23.19	27.17	30.50
19-4091	Env. Science & Protection Tech., Incl. Health	ND	17.22	14.38	18.65	14.57	16.30	19.31
21-0000	Community & Social Services Occupations	610	17.28	9.81	21.02	11.57	17.16	21.85
21-1011	Subst. Abuse & Behav. Disorder Counselors	30	18.21	14.17	20.24	16.43	18.17	20.13
21-1021	Child, Family, & School Social Workers	120	19.46	13.46	22.46	15.32	19.24	23.06
21-1022	Medical & Public Health Social Workers	50	21.63	14.69	25.10	17.02	22.55	26.35
21-1023	Mental Health & Subst. Abuse Social Workers	ND	19.69	15.74	21.67	16.76	19.45	21.83
21-1091	Health Educators	20	21.28	15.62	24.10	16.53	20.75	26.00
21-1093	Social & Human Service Assistants	170	9.85	7.86	10.85	7.86	8.99	11.21
21-1099	Community & Social Svc. Spec., All Other	40	15.93	12.31	17.74	13.52	15.77	18.18
23-0000	Legal Occupations	260	30.95	13.79	39.54	15.02	20.98	38.68
23-1011	Lawyers	80	55.60	32.47	67.18	36.53	51.78	71.94
23-2011	Paralegals & Legal Assistants	100	17.06	13.64	18.77	14.06	16.13	18.78
23-2093	Title Examiners, Abstractors, & Searchers	40	25.75	14.36	31.45	16.63	25.63	35.44
23-2099	Legal Support Workers, All Other	20	16.28	14.09	17.37	14.02	15.42	17.74
25-1072	Nursing Instructors & Teachers, Postsecondary*	30	59,530	54,082	62,253	53,313	58,170	66,538
25-2011	Preschool Teachers, Except Special Education	60	13.50	8.24	16.13	9.08	12.14	17.68
25-4021	Librarians	30	29.52	19.56	34.50	21.59	29.88	35.49
25-4031	Library Technicians	70	14.19	12.41	15.07	12.92	14.18	15.63
27-0000	Arts, Design, Ent., Sports, & Media Occupations	490	15.65	8.34	19.29	9.18	13.41	19.31
27-1024	Graphic Designers	40	14.78	9.64	17.36	10.26	13.14	18.88
27-2012	Producers & Directors	10	12.74	8.72	14.76	8.56	9.29	19.81
27-2022	Coaches & Scouts	40	ND	ND	ND	ND	ND	ND
27-3011	Radio & Television Announcers	50	11.37	7.87	13.13	8.44	10.11	11.55
27-3031	Public Relations Specialists	80	21.94	14.24	25.79	15.50	20.03	24.13
27-3043	Writers & Authors	ND	13.14	11.14	14.15	10.73	11.50	12.27
27-4011	Audio & Video Equipment Technicians	10	9.98	7.29	11.32	7.10	7.55	14.81
27-4012	Broadcast Technicians	20	8.57	7.24	9.23	7.40	8.32	9.17
27-4021	Photographers	50	13.99	7.99	17.00	8.32	10.85	18.00
29-0000	Healthcare Practitioners & Tech. Occupations	2,140	35.97	18.03	44.93	21.58	28.04	36.07
29-1021	Dentists, General	30	64.90	32.20	81.24	33.32	53.18	ND
29-1031	Dietitians & Nutritionists	10	26.28	16.78	31.04	21.13	28.39	32.51
29-1051	Pharmacists	90	47.80	43.71	49.85	43.82	47.37	50.94
29-1062	Family & General Practitioners	ND	110.09	ND	ND	ND	ND	ND
29-1067	Surgeons	30	ND	ND	ND	ND	ND	ND
29-1071	Physician Assistants	50	45.81	29.72	53.85	34.57	39.09	48.61
29-1111	Registered Nurses	850	28.70	22.80	31.65	24.32	28.26	32.07
29-1122	Occupational Therapists	30	30.76	23.82	34.23	25.32	30.55	35.94
29-1123	Physical Therapists	ND	33.39	26.74	36.72	28.87	32.67	36.65
29-1126	Respiratory Therapists	50	25.89	19.72	28.97	20.76	24.56	32.07
29-1127	Speech-Language Pathologists	40	25.70	17.97	29.57	18.94	25.44	31.15
29-2011	Medical & Clinical Laboratory Technologists	30	ND	ND	ND	ND	ND	ND
29-2012	Medical & Clinical Laboratory Technicians	50	14.04	11.14	15.51	11.14	12.18	16.05
29-2021	Dental Hygienists	40	30.61	24.63	33.60	25.85	31.77	35.44

*Annual wages (see Wage Survey Definitions, page 6).

ND - Not disclosable due to confidentiality of data.

Table continued on page 23

Casper Metropolitan Statistical Area

Code	Title	Total Employment	Mean Wage	Mean of Lower 1/3	Mean of Upper 2/3	25th Percentile	50th Percentile	75th Percentile
29-2034	Radiologic Technologists & Technicians	60	24.15	17.85	27.30	21.15	24.92	28.72
29-2051	Dietetic Technicians	10	12.98	10.47	14.24	11.28	13.19	14.89
29-2052	Pharmacy Technicians	90	15.52	12.48	17.04	13.22	15.03	17.70
29-2055	Surgical Technologists	40	19.54	13.74	22.45	15.18	18.10	23.24
29-2061	Lic. Practical & Lic. Vocational Nurses	60	20.94	16.67	23.07	18.50	21.51	23.86
29-2071	Med. Records & Health Info. Technicians	60	14.69	11.13	16.48	11.83	14.28	17.40
29-9011	Occupational Health & Safety Specialists	50	28.51	21.43	32.05	23.24	28.49	34.12
31-0000	Healthcare Support Occupations	1,170	13.73	10.95	15.13	11.49	13.18	15.71
31-1011	Home Health Aides	250	13.76	11.42	14.93	11.69	13.10	16.13
31-1012	Nursing Aides, Orderlies, & Attendants	530	13.04	11.04	14.04	11.35	12.74	14.59
31-2011	Occupational Therapist Assistants	10	19.98	18.22	20.86	17.97	19.72	22.15
31-2021	Physical Therapist Assistants	20	15.28	11.61	17.12	11.77	14.85	18.86
31-9091	Dental Assistants	90	16.24	12.16	18.29	14.04	16.77	19.05
31-9092	Medical Assistants	110	13.82	11.43	15.03	12.00	13.85	15.67
31-9093	Medical Equipment Preparers	30	16.03	10.81	18.63	11.34	13.91	21.01
31-9094	Medical Transcriptionists	40	16.16	14.13	17.18	14.35	16.10	18.12
31-9099	Healthcare Support Workers, All Other	70	12.21	10.41	13.11	10.36	11.35	13.55
33-0000	Protective Service Occupations	ND	19.59	11.64	23.56	12.93	16.61	26.11
33-1099	First-Line Sup./Mgrs., Prot. Svc., All Other	20	21.45	15.76	24.29	16.62	19.82	25.89
33-3021	Detectives & Criminal Investigators	20	32.26	23.11	36.85	26.87	32.14	39.15
33-3051	Police & Sheriff's Patrol Officers	140	ND	ND	ND	ND	ND	ND
33-9032	Security Guards	210	12.75	11.00	13.62	11.30	12.38	14.06
35-0000	Food Prep. & Serving-Related Occupations	3,260	9.57	7.48	10.61	7.66	8.90	10.82
35-1011	Chefs & Head Cooks	40	ND	ND	ND	ND	ND	ND
35-1012	First-Line Sup./Mgrs. of Food Prep. & Serving	ND	13.08	10.33	14.46	10.77	12.29	14.69
35-2011	Cooks, Fast Food	ND	ND	ND	ND	ND	ND	ND
35-2012	Cooks, Institution & Cafeteria	100	12.24	9.87	13.43	10.35	11.72	13.88
35-2014	Cooks, Restaurant	350	10.88	9.70	11.46	10.14	11.04	11.91
35-2021	Food Preparation Workers	300	9.44	8.03	10.15	8.29	9.41	10.62
35-3011	Bartenders	140	8.25	7.41	8.68	7.33	7.97	9.03
35-3021	Combined Food Preparation & Serving Workers, Including Fast Food	550	8.97	7.43	9.74	7.62	8.70	9.94
35-3022	Counter Attendants, Cafeteria, Food Concession, & Coffee Shop	ND	7.79	7.33	8.02	7.14	7.58	8.17
35-3031	Waiters & Waitresses	740	7.84	7.43	8.04	7.20	7.70	8.39
35-3041	Food Servers, Nonrestaurant	30	9.49	8.09	10.19	8.24	9.03	10.21
35-9011	Dining Room & Cafeteria Attendants & Bartender Helpers	100	8.77	7.38	9.46	7.30	8.00	10.36
35-9021	Dishwashers	210	8.70	7.69	9.20	7.83	8.73	9.64
35-9031	Hosts & Hostesses, Rest., Lounge, & Coffee Shop	150	7.99	7.46	8.25	7.32	7.96	8.83
37-0000	Building & Grounds Cleaning & Maint. Occ.	1,390	11.27	7.85	12.98	8.26	10.17	12.81
37-1011	First-Line Sup./Mgrs. of Housekeeping & Janitorial	ND	17.79	13.13	20.13	14.30	17.09	21.07
37-1012	First-Line Sup./Mgrs. of Landscaping, Lawn Service, & Groundskeeping Workers	30	26.02	19.78	29.14	21.89	26.78	29.85
37-2011	Janitors & Cleaners, Except Maids & Housekeeping Cleaners	790	9.86	7.39	11.10	7.60	9.11	11.13
37-2012	Maids & Housekeeping Cleaners	270	10.58	8.48	11.62	9.13	10.60	11.90
37-3011	Landscaping & Groundskeeping Workers	210	13.62	9.42	15.73	10.36	13.06	16.93
39-0000	Personal Care & Service Occupations	810	12.11	8.26	14.04	8.92	11.84	14.84
39-1021	First-Line Sup./Mgrs. of Personal Svc. Workers	60	15.14	11.76	16.83	12.71	14.22	15.78
39-2021	Nonfarm Animal Caretakers	ND	9.53	8.33	10.13	8.26	8.96	9.65
39-3091	Amusement & Recreation Attendants	ND	11.80	8.82	13.29	8.94	9.95	15.08
39-5012	Hairdressers, Hairstylists, & Cosmetologists	110	15.58	12.44	17.16	13.94	15.70	17.70
39-9011	Child Care Workers	200	9.65	7.66	10.65	7.81	8.91	10.68
39-9031	Fitness Trainers & Aerobics Instructors	80	13.87	12.11	14.75	12.65	13.96	15.35
39-9032	Recreation Workers	80	12.63	7.86	15.01	8.56	11.19	17.32
41-0000	Sales & Related Occupations	4,020	15.39	7.92	19.12	8.64	11.52	18.52
41-1011	First-Line Sup./Mgrs. of Retail Sales Workers	480	16.27	10.21	19.29	11.33	15.47	18.96

ND - Not disclosable due to confidentiality of data.

Table continued on page 24

Casper Metropolitan Statistical Area

Code	Title	Total Employment	Mean Wage	Mean of Lower 1/3	Mean of Upper 2/3	25th Percentile	50th Percentile	75th Percentile
41-1012	First-Line Sup./Mgrs. of Non-Retail Sales	70	25.50	19.04	28.74	20.04	24.31	29.79
41-2011	Cashiers	620	9.25	7.83	9.96	7.94	9.07	10.57
41-2021	Counter & Rental Clerks	120	9.02	7.24	9.91	7.37	8.35	9.60
41-2022	Parts Salespersons	130	15.04	9.86	17.63	10.63	14.59	17.88
41-2031	Retail Salespersons	1,600	11.13	7.63	12.87	7.78	9.36	12.29
41-3011	Advertising Sales Agents	60	28.77	14.76	35.78	17.28	21.68	42.66
41-3021	Insurance Sales Agents	80	25.10	14.97	30.18	16.16	21.96	27.90
41-3031	Securities, Comm., & Fin. Svc. Sales Agents	50	ND	ND	ND	ND	ND	ND
41-3099	Sales Representatives, Services, All Other	ND	28.12	14.80	34.77	15.53	23.05	31.52
41-4011	Sales Representatives, Wholesale & Manufacturing, Technical & Scientific Products	220	29.01	18.00	34.51	20.13	24.57	33.93
41-4012	Sales Reps, Wholesale & Manufacturing, Except Technical & Scientific Products	420	25.12	14.52	30.43	16.94	22.27	29.32
41-9022	Real Estate Sales Agents	ND	16.84	11.96	19.28	13.38	15.70	19.06
41-9099	Sales & Related Workers, All Other	20	15.87	11.42	18.11	12.07	14.24	21.09
43-0000	Office & Administrative Support Occupations	6,040	14.69	9.80	17.15	11.01	13.89	17.40
43-1011	First-Line Sup./Mgrs. of Office & Admin. Suppt.	410	19.75	12.50	23.38	14.05	19.06	24.70
43-2011	Switchboard Operators, Incl. Answering Svc.	60	10.86	7.56	12.51	7.85	10.77	12.55
43-3011	Bill & Account Collectors	80	16.15	12.81	17.82	13.17	14.94	18.34
43-3021	Billing & Posting Clerks & Machine Operators	140	13.40	10.35	14.93	10.98	12.65	15.59
43-3031	Bookkeeping, Accounting, & Auditing Clerks	950	16.60	11.58	19.11	12.79	15.97	20.15
43-3051	Payroll & Timekeeping Clerks	50	15.25	12.06	16.85	12.76	14.75	17.50
43-3061	Procurement Clerks	30	18.85	15.68	20.44	16.44	18.67	21.42
43-3071	Tellers	160	11.56	9.79	12.45	10.06	11.20	13.23
43-4051	Customer Service Representatives	180	12.86	8.44	15.06	9.22	12.19	15.34
43-4061	Eligibility Interviewers, Government Programs	50	19.49	15.25	21.61	16.58	19.86	22.17
43-4071	File Clerks	30	10.81	8.05	12.19	8.52	10.28	12.20
43-4081	Hotel, Motel, & Resort Desk Clerks	120	9.59	8.48	10.16	8.47	9.23	10.09
43-4121	Library Assistants, Clerical	20	11.99	9.14	13.40	10.17	12.31	13.90
43-4131	Loan Interviewers & Clerks	70	15.52	12.32	17.12	13.03	15.13	17.58
43-4151	Order Clerks	80	12.48	9.71	13.88	10.30	12.49	14.60
43-4161	HR Assistants, Except Payroll & Timekeeping	30	19.12	16.16	20.59	16.82	18.75	21.06
43-4171	Receptionists & Information Clerks	220	10.99	7.83	12.56	8.47	11.15	13.09
43-4199	Information & Record Clerks, All Other	50	16.67	10.92	19.55	11.90	15.57	22.82
43-5021	Couriers & Messengers	ND	9.46	8.93	9.73	8.73	9.42	10.07
43-5032	Dispatchers, Except Police, Fire, & Ambulance	30	16.02	13.38	17.33	14.16	15.84	17.50
43-5051	Postal Service Clerks	20	24.60	22.71	25.54	23.77	25.50	25.51
43-5052	Postal Service Mail Carriers	70	25.07	22.98	26.12	25.00	26.06	26.07
43-5053	Postal Service Mail Sorters, Processors, & Processing Machine Operators	40	22.96	17.70	25.58	22.07	25.50	26.06
43-5061	Production, Planning, & Expediting Clerks	20	21.02	15.68	23.68	17.53	21.30	25.06
43-5071	Shipping, Receiving, & Traffic Clerks	220	14.42	10.69	16.28	11.96	14.22	15.96
43-5081	Stock Clerks & Order Fillers	550	12.21	8.52	14.06	9.28	11.68	14.49
43-5111	Weighers, Measurers, & Samplers, Recordkeeping	10	14.34	10.99	16.02	10.88	11.92	14.68
43-6011	Exec. Secretaries & Administrative Assistants	230	17.45	13.64	19.35	14.85	16.96	19.56
43-6012	Legal Secretaries	40	14.89	13.99	15.33	13.74	14.88	15.87
43-6013	Medical Secretaries	160	14.99	11.81	16.57	12.44	14.52	17.18
43-6014	Secretaries, Except Legal, Medical, & Executive	1,110	13.18	9.22	15.16	10.29	13.02	15.44
43-9011	Computer Operators	20	20.98	11.99	25.47	13.12	22.17	27.95
43-9021	Data Entry Keyers	30	10.08	8.35	10.94	8.55	9.57	11.43
43-9022	Word Processors & Typists	30	11.12	9.16	12.11	9.73	10.81	11.88
43-9041	Insurance Claims & Policy Processing Clerks	60	13.73	12.62	14.29	12.94	13.97	15.05
43-9051	Mail Clerks & Mail Mach. Op., Exc. Postal Svc.	10	12.57	9.52	14.10	10.27	13.01	15.43
43-9061	Office Clerks, General	310	12.64	9.13	14.41	10.38	12.68	14.85
43-9071	Office Machine Operators, Except Computer	10	13.35	9.26	15.39	9.87	11.06	15.74
43-9199	Office & Admin. Support Workers, All Other	50	16.13	12.34	18.02	13.42	15.80	19.33
47-0000	Construction & Extraction Occupations	4,150	22.02	14.21	25.94	15.81	19.62	26.90

ND - Not disclosable due to confidentiality of data.

Table continued on page 25

Casper Metropolitan Statistical Area

Code	Title	Total Employment	Mean Wage	Mean of Lower 1/3	Mean of Upper 2/3	25th Percentile	50th Percentile	75th Percentile
47-1011	First-Line Supervisors/Managers of Construction Trades & Extraction Workers	380	35.69	22.04	42.50	25.07	34.60	48.16
47-2021	Brickmasons & Blockmasons	100	21.15	15.09	24.19	18.28	22.01	24.95
47-2031	Carpenters	240	19.59	13.30	22.74	14.20	17.71	24.37
47-2051	Cement Masons & Concrete Finishers	80	17.69	14.34	19.36	15.14	17.82	19.97
47-2061	Construction Laborers	130	13.99	11.19	15.38	12.04	13.60	15.82
47-2073	Operating Eng. & Other Const. Equipment Op.	150	18.84	17.07	19.72	16.93	18.33	19.97
47-2081	Drywall & Ceiling Tile Installers	40	16.27	13.07	17.87	14.84	16.84	18.23
47-2111	Electricians	ND	22.26	15.26	25.75	17.52	20.76	28.13
47-2141	Painters, Construction & Maintenance	80	16.26	12.10	18.33	12.87	14.83	17.78
47-2152	Plumbers, Pipefitters, & Steamfitters	220	22.02	18.00	24.04	18.58	21.00	24.97
47-2221	Structural Iron & Steel Workers	40	16.78	13.88	18.22	14.93	16.24	17.83
47-3012	Helpers – Carpenters	40	13.45	11.83	14.26	12.44	13.57	14.78
47-3015	Helpers – Pipelayers, Plumbers, & Steamfitters	ND	15.64	13.26	16.83	12.96	13.95	15.39
47-4011	Construction & Building Inspectors	20	26.16	19.49	29.49	23.08	26.14	30.66
47-5011	Derrick Operators, Oil & Gas	410	22.10	16.49	24.91	18.05	21.67	26.20
47-5012	Rotary Drill Operators, Oil & Gas	330	26.70	14.45	32.82	16.84	23.80	36.95
47-5013	Service Unit Operators, Oil, Gas, & Mining	ND	19.62	14.82	22.02	15.18	17.88	23.74
47-5071	Roustabouts, Oil & Gas	400	20.85	13.97	24.29	14.86	18.01	23.66
47-5081	Helpers – Extraction Workers	ND	15.34	9.16	18.44	9.76	14.99	20.53
47-5099	Extraction Workers, All Other	340	22.83	15.17	26.67	16.75	23.57	29.06
49-0000	Install., Maintenance, & Repair Occupations	2,820	21.15	13.13	25.16	15.49	19.82	25.46
49-1011	First-Line Sup./Mgrs. of Mech., Install., & Repair	270	27.48	18.42	32.00	20.54	26.75	34.14
49-2011	Computer, ATM, & Office Machine Repairers	30	17.71	11.63	20.75	12.70	15.90	23.54
49-2022	Telecommunications Equipment Installers & Repairers, Except Line Installers	70	ND	ND	ND	ND	ND	ND
49-3021	Automotive Body & Related Repairers	50	19.08	12.15	22.54	14.25	19.70	22.53
49-3023	Automotive Service Technicians & Mechanics	240	18.66	11.60	22.18	13.07	17.06	23.98
49-3031	Bus & Truck Mechanics & Diesel Engine Specialists	190	21.27	15.97	23.92	17.51	20.57	24.31
49-3042	Mobile Heavy Equip. Mechanics, Exc. Engines	330	23.35	18.72	25.67	19.85	22.80	25.94
49-3093	Tire Repairers & Changers	60	12.58	8.96	14.39	9.56	12.15	15.43
49-9012	Control & Valve Install. & Repair, Exc. Mech. Door	20	22.52	12.11	27.72	15.09	17.68	35.33
49-9021	Heating, AC, & Refrig. Mechanics & Installers	100	16.86	12.49	19.03	14.13	15.85	20.91
49-9041	Industrial Machinery Mechanics	370	25.45	17.83	29.27	18.91	22.21	31.76
49-9042	Maintenance & Repair Workers, General	530	16.32	9.65	19.64	10.74	16.11	20.26
49-9043	Maintenance Workers, Machinery	ND	34.39	21.65	40.76	22.78	39.00	42.47
49-9051	Electrical Power-Line Installers & Repairers	50	28.27	18.11	33.35	18.60	33.45	36.67
49-9052	Telecomm. Line Installers & Repairers	20	27.74	22.17	30.52	23.64	27.65	31.86
49-9098	Helpers – Installation, Maint., & Repair Workers	40	14.64	9.12	17.41	9.63	16.14	18.20
49-9099	Installation, Maint., & Repair Workers, All Other	ND	17.05	13.79	18.69	13.99	15.43	21.91
51-0000	Production Occupations	2,470	18.10	10.60	21.86	12.51	17.63	22.37
51-1011	First-Line Sup./Mgrs. of Prod. & Op. Workers	190	28.25	16.70	34.04	19.31	28.32	37.79
51-2031	Engine & Other Machine Assemblers	80	19.01	15.79	20.62	16.83	18.59	21.04
51-2041	Structural Metal Fabricators & Fitters	ND	22.70	20.23	23.93	20.66	22.57	24.95
51-2099	Assemblers & Fabricators, All Other	40	13.28	10.44	14.71	11.42	13.53	15.28
51-3011	Bakers	20	10.18	8.89	10.84	9.38	10.22	11.18
51-3021	Butchers & Meat Cutters	ND	8.80	7.88	9.25	7.50	8.30	9.14
51-4031	Cutting, Punching, & Press Machine Setters, Operators, & Tenders, Metal & Plastic	30	17.06	12.06	19.57	13.44	18.83	21.02
51-4041	Machinists	180	20.64	16.31	22.80	16.70	19.09	24.20
51-4121	Welders, Cutters, Solderers, & Brazers	620	20.01	16.58	21.73	17.19	19.18	22.71
51-5023	Printing Machine Operators	30	14.56	10.13	16.77	10.67	12.31	19.09
51-6011	Laundry & Dry-Cleaning Workers	80	10.22	8.94	10.86	8.87	9.71	11.22
51-6031	Sewing Machine Operators	10	10.76	8.88	11.69	8.88	9.85	12.97
51-8099	Plant & System Operators, All Other	ND	20.43	17.65	21.81	17.22	18.75	23.04
51-9061	Inspectors, Testers, Sorters, & Weighers	100	18.31	11.56	21.70	12.27	15.50	22.91
51-9083	Ophthalmic Laboratory Technicians	20	15.73	11.15	18.02	13.11	15.55	19.79

ND - Not disclosable due to confidentiality of data.

Table continued on page 26

Casper Metropolitan Statistical Area

Code	Title	Total Employment	Mean Wage	Mean of Lower 1/3	Mean of Upper 2/3	25th Percentile	50th Percentile	75th Percentile
51-9122	Painters, Transportation Equipment	ND	20.08	14.08	23.08	17.12	21.23	24.36
51-9123	Painting, Coating, & Decorating Workers	20	13.76	9.95	15.67	10.52	12.17	17.63
51-9194	Etchers & Engravers	20	11.78	8.97	13.18	9.58	11.14	12.74
51-9198	Helpers – Production Workers	220	13.04	9.02	15.05	9.62	13.39	15.43
53-0000	Transp. & Material Moving Occupations	3,310	16.91	10.70	20.02	12.30	15.06	20.25
53-1021	First-Line Supervisors/Managers of Helpers, Laborers, & Material Movers, Hand	60	17.82	12.65	20.41	14.08	17.51	21.04
53-1031	First-Line Supervisors/Managers of Transp. & Material-Moving Machine & Vehicle Operators	130	24.58	18.53	27.60	20.28	23.86	27.86
53-3031	Driver/Sales Workers	ND	12.97	7.54	15.68	7.54	8.76	20.31
53-3032	Truck Drivers, Heavy & Tractor-Trailer	840	21.47	13.86	25.29	16.08	20.43	25.98
53-3033	Truck Drivers, Light or Delivery Services	810	14.97	12.75	16.08	13.33	14.51	15.67
53-3041	Taxi Drivers & Chauffeurs	ND	11.90	8.34	13.68	9.21	11.27	14.75
53-6099	Transportation Workers, All Other	10	12.29	10.63	13.13	11.22	12.52	13.63
53-7021	Crane & Tower Operators	80	32.77	24.05	37.13	28.18	33.55	40.01
53-7032	Excavating & Loading Mach. & Dragline Op.	120	15.87	12.60	17.50	13.37	15.52	18.70
53-7051	Industrial Truck & Tractor Operators	70	15.57	12.53	17.10	13.02	14.94	18.19
53-7061	Cleaners of Vehicles & Equipment	150	10.16	8.23	11.13	8.46	9.58	11.16
53-7062	Laborers & Freight, Stock, & Material Movers	420	13.13	9.42	14.99	10.24	12.59	15.25
53-7064	Packers & Packagers, Hand	80	9.26	7.58	10.11	7.80	8.77	10.60
53-7081	Refuse & Recyclable Material Collectors	ND	18.48	11.92	21.76	14.51	19.39	22.71

ND - Not disclosable due to confidentiality of data.

Cheyenne Metropolitan Statistical Area

Code	Title	Total Employment	Mean Wage	Mean of Lower 1/3	Mean of Upper 2/3	25th Percentile	50th Percentile	75th Percentile
00-0000	Total all occupations	42,970	19.04	9.24	23.95	10.70	15.58	24.14
11-0000	Management Occupations	2,130	36.60	20.36	44.72	24.67	35.11	45.41
11-1011	Chief Executives	50	53.74	34.93	63.14	41.85	49.32	56.01
11-1021	General & Operations Managers	670	40.28	22.51	49.17	26.70	36.68	49.00
11-2021	Marketing Managers	20	42.18	18.61	53.97	19.49	28.37	75.23
11-2022	Sales Managers	50	31.75	18.64	38.31	20.49	26.90	37.31
11-3011	Administrative Services Managers	50	30.07	24.24	32.98	25.34	29.64	34.34
11-3021	Computer & Information Systems Managers	70	36.68	31.49	39.28	31.67	34.91	40.80
11-3031	Financial Managers	100	40.42	27.82	46.73	29.94	36.41	42.75
11-3049	Human Resources Managers, All Other	30	34.77	25.76	39.28	27.85	35.20	41.29
11-3071	Transp., Storage, & Distribution Managers	40	35.72	25.51	40.84	28.62	34.21	41.34
11-9021	Construction Managers	100	32.74	21.33	38.44	29.45	35.38	39.32
11-9031	Education Admin., Preschool & Child Care	40	17.66	12.71	20.14	13.85	18.82	21.22
11-9032	Education Adm., Elem. & Secondary School*	70	85,858	69,249	94,163	76,766	89,814	99,835
11-9039	Education Admin., All Other	20	27.27	14.79	33.51	15.31	22.42	40.32
11-9041	Engineering Managers	50	43.19	38.94	45.30	38.95	42.42	47.84
11-9051	Food Service Managers	100	19.83	14.23	22.63	14.56	19.44	23.02
11-9061	Funeral Directors	10	27.64	20.08	31.41	20.34	22.38	33.00
11-9081	Lodging Managers	20	19.31	13.96	21.98	14.67	17.82	21.30
11-9111	Medical & Health Services Managers	100	31.92	22.16	36.80	23.85	28.90	39.13
11-9131	Postmasters & Mail Superintendents	10	24.02	14.38	28.84	17.64	26.52	26.53
11-9151	Social & Community Service Managers	70	24.01	14.05	28.99	14.93	19.90	30.82

*Annual wages (see Wage Survey Definitions, page 6).

Table continued on page 27

Cheyenne Metropolitan Statistical Area

Code	Title	Total Employment	Mean Wage	Mean of Lower 1/3	Mean of Upper 2/3	25th Percentile	50th Percentile	75th Percentile
11-9199	Managers, All Other	310	42.52	26.28	50.63	33.22	44.76	53.42
13-0000	Business & Financial Operations Occupations	1,980	27.16	17.79	31.84	19.86	25.01	31.25
13-1023	Purch. Agents, Exc. Wholesale, Retail, & Farm	100	24.56	17.43	28.13	19.53	22.83	29.15
13-1041	Compliance Officers, Exc. Agriculture, Construction, Health & Safety, & Transp.	70	26.45	20.48	29.45	21.85	24.83	30.14
13-1051	Cost Estimators	50	22.82	15.55	26.44	16.88	19.80	29.16
13-1071	Employment, Recruit., & Placement Specialists	60	21.22	17.19	23.23	19.47	21.51	23.91
13-1072	Comp., Benefits, & Job Analysis Specialists	20	26.28	19.40	29.71	21.35	26.65	31.01
13-1073	Training & Development Specialists	110	21.20	14.48	24.56	15.76	20.49	24.91
13-1079	HR, Training, & Labor Relations Spec., All Other	90	29.00	21.21	32.89	22.77	27.17	35.51
13-1081	Logisticians	20	29.02	22.72	32.16	24.28	27.54	32.13
13-1111	Management Analysts	210	28.12	21.81	31.26	23.48	26.95	32.12
13-1199	Business Operations Specialists, All Other	250	29.80	21.06	34.18	24.20	28.45	33.73
13-2011	Accountants & Auditors	560	25.65	17.39	29.78	18.41	23.13	28.06
13-2021	Appraisers & Assessors of Real Estate	60	26.60	20.27	29.78	22.65	26.46	30.39
13-2031	Budget Analysts	50	37.31	25.64	43.14	27.31	40.57	46.10
13-2051	Financial Analysts	30	21.33	14.81	24.59	15.66	20.94	25.07
13-2052	Personal Financial Advisors	40	ND	ND	ND	ND	ND	ND
13-2072	Loan Officers	110	28.65	18.09	33.94	19.27	29.53	37.39
13-2099	Financial Specialists, All Other	30	24.94	13.31	30.75	15.02	23.41	33.96
15-0000	Computer & Mathematical Occupations	690	26.94	18.25	31.29	21.02	25.97	31.93
15-1021	Computer Programmers	10	22.72	15.81	26.18	17.18	21.34	28.33
15-1031	Computer Software Engineers, Applications	100	28.70	25.08	30.52	25.53	28.65	32.56
15-1041	Computer Support Specialists	100	21.05	14.84	24.14	17.70	22.08	24.87
15-1051	Computer Systems Analysts	240	24.42	17.37	27.94	19.42	23.94	28.96
15-1061	Database Admin.	10	33.36	21.07	39.51	22.17	35.85	43.03
15-1071	Network & Computer Systems Admin.	40	29.56	22.14	33.29	24.34	28.94	32.91
15-1081	Network Systems & Data Comm. Analysts	50	27.92	20.54	31.60	22.73	26.39	32.23
15-1099	Computer Specialists, All Other	80	30.29	19.00	35.93	25.82	32.14	37.16
15-2031	Operations Research Analysts	10	33.02	27.04	36.01	30.76	34.71	37.96
15-2041	Statisticians	20	31.39	20.03	37.07	22.61	29.37	37.90
17-0000	Architecture & Engineering Occupations	630	31.71	20.34	37.40	24.17	30.84	37.81
17-1011	Architects, Exc. Landscape & Naval	ND	27.19	23.50	29.04	23.88	26.36	29.97
17-1022	Surveyors	20	36.22	29.38	39.64	32.47	36.46	40.18
17-2051	Civil Engineers	150	31.72	25.66	34.76	28.03	31.98	35.60
17-2071	Electrical Engineers	ND	39.78	24.04	47.65	25.51	32.86	60.55
17-2072	Electronics Engineers, Exc. Computer	20	48.33	40.20	52.39	41.93	49.16	55.93
17-2141	Mechanical Engineers	110	33.05	23.21	37.98	25.88	32.39	39.14
17-2171	Petroleum Engineers	ND	39.84	29.25	45.15	30.23	43.13	49.31
17-3011	Architectural & Civil Drafters	ND	16.85	8.81	20.86	9.30	19.15	22.95
17-3013	Mechanical Drafters	20	22.26	21.64	22.56	21.10	22.46	24.02
17-3022	Civil Engineering Technicians	30	23.49	14.91	27.79	15.84	21.91	32.44
17-3023	Electrical & Electronic Engineering Technicians	20	29.98	26.66	31.63	28.67	29.88	32.55
17-3031	Surveying & Mapping Technicians	20	20.02	12.76	23.64	14.67	19.51	24.88
19-0000	Life, Physical, & Social Science Occupations	600	29.72	19.57	34.80	23.04	28.51	36.43
19-1023	Zoologists & Wildlife Biologists	20	30.02	20.44	34.80	22.72	30.15	38.04
19-2041	Env. Scientists & Specialists, Including Health	120	31.13	25.85	33.76	26.99	30.46	35.17
19-3021	Market Research Analysts	60	22.15	12.66	26.89	15.92	21.17	26.24
19-3031	Clinical, Counseling, & School Psychologists	40	30.89	21.37	35.65	22.67	28.11	39.33
19-4031	Chemical Technicians	20	27.46	22.78	29.80	26.93	29.16	31.39
19-4099	Life, Physical, & Social Science Tech., All Other	20	20.00	12.69	23.64	13.64	16.65	24.58
21-0000	Community & Social Services Occupations	670	21.76	14.30	25.49	16.21	21.45	26.75

ND - Not disclosable due to confidentiality of data.

Table continued on page 28

Cheyenne Metropolitan Statistical Area

Code	Title	Total Employment	Mean Wage	Mean of Lower 1/3	Mean of Upper 2/3	25th Percentile	50th Percentile	75th Percentile
21-1012	Educational, Vocational, & School Counselors	90	25.56	17.49	29.58	19.84	25.14	31.67
21-1014	Mental Health Counselors	40	21.87	17.91	23.85	18.97	21.96	24.72
21-1015	Rehabilitation Counselors	30	15.48	10.85	17.79	11.30	13.25	18.92
21-1021	Child, Family, & School Social Workers	110	22.21	15.67	25.48	18.20	21.38	27.45
21-1022	Medical & Public Health Social Workers	30	16.89	14.28	18.19	14.15	15.47	18.13
21-1023	Mental Health & Subst. Abuse Social Workers	40	18.87	10.56	23.01	11.49	18.74	25.27
21-1029	Social Workers, All Other	60	24.12	16.43	27.98	19.03	23.78	28.28
21-1091	Health Educators	120	25.02	19.96	27.55	22.08	25.30	28.14
21-1093	Social & Human Service Assistants	60	15.90	13.22	17.24	13.43	14.94	19.03
21-1099	Community & Social Svc. Specialists, All Other	30	14.84	12.75	15.88	13.26	14.86	16.32
23-0000	Legal Occupations	500	30.53	17.07	37.26	19.20	28.12	37.98
23-1011	Lawyers	260	39.47	27.49	45.45	30.62	37.14	43.34
23-2011	Paralegals & Legal Assistants	170	19.88	15.27	22.19	16.24	18.48	22.57
23-2093	Title Examiners, Abstractors, & Searchers	30	25.30	19.36	28.27	20.96	24.87	29.41
25-0000	Education, Training, & Library Occupations	ND	22.86	12.84	27.88	15.20	23.81	29.45
25-1199	Postsecondary Teachers, All Other*	70	33,939	21,653	40,081	21,449	23,443	47,652
25-2011	Preschool Teachers, Exc. Special Education	130	10.61	7.91	11.96	8.34	10.40	12.48
25-2012	Kindergarten Teachers, Exc. Special Education*	60	53,537	46,649	56,981	47,092	52,451	60,632
25-2021	Elem. School Teachers, Exc. Special Education*	530	57,482	47,010	62,717	49,162	56,904	65,335
25-2041	Special Education Teachers, Preschool, Kindergarten, & Elementary School*	110	54,949	44,463	60,193	45,721	53,686	63,251
25-3099	Teachers & Instructors, All Other*	70	42,933	22,984	52,907	25,022	40,178	58,008
25-4021	Librarians	30	27.74	20.48	31.36	21.27	25.70	35.55
25-9031	Instructional Coordinators	110	25.39	21.52	27.32	22.22	24.80	28.67
25-9041	Teacher Assistants*	ND	24,382	21,188	25,978	22,150	24,297	26,444
25-9099	Education, Training, & Library Workers, All Other	50	19.18	14.77	21.38	16.18	18.84	21.98
27-0000	Arts, Design, Ent., Sports, & Media Occupations	460	18.10	10.67	21.81	12.16	17.10	22.62
27-1023	Floral Designers	20	11.24	8.87	12.43	9.02	10.08	13.12
27-1024	Graphic Designers	50	18.66	13.50	21.23	14.33	16.95	21.65
27-1026	Merchandise Displayers & Window Trimmers	70	10.28	7.94	11.45	8.76	10.43	11.44
27-2022	Coaches & Scouts*	ND	30,756	17,588	37,339	19,669	30,726	36,903
27-3022	Reporters & Correspondents	20	20.89	13.81	24.42	14.11	16.55	30.71
27-3031	Public Relations Specialists	70	23.20	17.66	25.96	19.43	22.75	26.69
27-3041	Editors	20	17.98	14.86	19.54	15.63	17.62	19.71
27-3043	Writers & Authors	20	22.50	17.21	25.13	17.47	19.55	23.70
27-3091	Interpreters & Translators	20	16.33	11.60	18.71	12.29	16.17	19.80
27-4021	Photographers	30	20.59	18.25	21.76	18.88	20.33	22.11
29-0000	Healthcare Practitioners & Tech. Occupations	2,760	34.70	18.27	42.92	21.76	28.40	37.88
29-1031	Dietitians & Nutritionists	20	24.95	19.27	27.80	22.42	25.11	28.53
29-1051	Pharmacists	100	51.81	45.03	55.19	49.65	51.74	57.79
29-1062	Family & General Practitioners	50	88.21	44.96	109.84	58.87	ND	ND
29-1069	Physicians & Surgeons, All Other	100	96.41	ND	ND	76.21	ND	ND
29-1071	Physician Assistants	20	43.86	31.43	50.07	33.14	38.44	46.88
29-1111	Registered Nurses	1,040	31.31	24.00	34.96	25.70	30.42	36.02
29-1122	Occupational Therapists	40	35.19	26.06	39.75	28.10	36.65	42.45
29-1123	Physical Therapists	90	37.19	30.09	40.74	32.11	38.60	42.70
29-1126	Respiratory Therapists	100	26.98	23.09	28.93	23.97	27.22	30.49
29-1127	Speech-Language Pathologists	50	32.68	26.39	35.82	26.82	30.04	37.54
29-2011	Medical & Clinical Laboratory Technologists	60	25.85	21.73	27.91	22.68	25.68	29.54
29-2012	Medical & Clinical Laboratory Technicians	30	15.79	11.95	17.71	12.63	15.52	18.02
29-2021	Dental Hygienists	50	30.88	26.55	33.05	29.35	31.88	34.71

*Annual wages (see Wage Survey Definitions, page 6).

ND - Not disclosable due to confidentiality of data.

Table continued on page 29

Cheyenne Metropolitan Statistical Area

Code	Title	Total Employment	Mean Wage	Mean of Lower 1/3	Mean of Upper 2/3	25th Percentile	50th Percentile	75th Percentile
29-2034	Radiologic Technologists & Technicians	100	21.26	18.66	22.56	18.95	20.77	23.33
29-2041	Emergency Medical Technicians & Paramedics	150	21.93	17.90	23.96	18.43	22.26	24.47
29-2052	Pharmacy Technicians	100	15.15	12.24	16.62	12.82	14.56	17.41
29-2061	Lic. Practical & Licensed Vocational Nurses	190	19.90	16.00	21.84	16.77	19.46	22.65
29-2071	Medical Records & Health Info. Technicians	60	16.40	12.02	18.58	12.81	15.15	19.40
29-2099	Health Technologists & Technicians, All Other	50	22.03	14.25	25.91	15.18	23.73	27.40
29-9011	Occupational Health & Safety Specialists	40	25.36	14.66	30.71	15.56	27.28	33.31
31-0000	Healthcare Support Occupations	1,040	14.36	10.77	16.15	11.93	14.08	16.45
31-1012	Nursing Aides, Orderlies, & Attendants	580	14.49	12.00	15.73	12.63	14.20	16.25
31-2022	Physical Therapist Aides	ND	12.94	10.57	14.14	10.57	11.63	15.25
31-9091	Dental Assistants	100	14.31	9.21	16.86	10.80	14.87	17.73
31-9092	Medical Assistants	80	12.20	9.67	13.47	10.29	11.91	14.08
31-9094	Medical Transcriptionists	70	14.83	12.68	15.92	13.16	14.77	16.45
31-9099	Healthcare Support Workers, All Other	90	15.82	10.10	18.67	11.20	15.57	19.07
33-0000	Protective Service Occupations	960	20.53	11.06	25.26	12.74	19.66	25.56
33-1012	First-Line Sup./Mgrs. of Police & Detectives	40	37.94	28.37	42.73	32.08	39.44	43.75
33-1099	First-Line Sup./Mgrs., Protective Svc. Workers, All Other	40	23.25	18.33	25.71	18.25	19.97	27.91
33-3051	Police & Sheriff's Patrol Officers	190	21.61	18.49	23.16	18.39	20.29	24.29
33-9032	Security Guards	180	13.77	8.87	16.22	9.59	12.22	18.59
35-0000	Food Prep. & Serving-Related Occupations	3,870	9.23	7.44	10.13	7.43	8.28	10.13
35-1012	First-Line Sup./Mgrs. of Food Prep. & Serving	360	13.22	9.44	15.12	9.94	12.48	15.41
35-2011	Cooks, Fast Food	240	7.79	7.44	7.95	7.16	7.61	8.15
35-2012	Cooks, Institution & Cafeteria	250	11.42	8.99	12.64	9.66	11.35	12.83
35-2014	Cooks, Restaurant	330	10.56	8.27	11.71	8.53	9.76	12.39
35-2019	Cooks, All Other	20	9.61	7.48	10.67	7.78	9.01	10.06
35-2021	Food Preparation Workers	260	9.77	7.97	10.67	8.27	9.51	10.98
35-3011	Bartenders	240	8.15	7.33	8.57	7.25	7.81	9.04
35-3021	Combined Food Preparation & Serving Workers, Incl. Fast Food	570	9.43	7.67	10.31	7.74	8.86	10.76
35-3022	Counter Attendants, Cafeteria, Food Concession, & Coffee Shop	ND	8.08	7.40	8.41	7.14	7.58	8.05
35-3031	Waiters & Waitresses	950	7.51	7.41	7.55	7.09	7.47	7.89
35-9021	Dishwashers	250	8.72	7.81	9.17	7.89	8.75	9.56
35-9031	Hosts & Hostesses, Restaurant, Lounge, & Coffee Shop	130	7.66	7.38	7.79	7.11	7.51	7.94
35-9099	Food Prep. & Serving Workers, All Other	10	8.96	7.33	9.78	7.61	8.87	10.07
37-0000	Building & Grounds Cleaning & Maint. Occs.	1,550	11.83	7.97	13.76	8.65	10.96	14.27
37-1011	First-Line Sup./Mgrs. of Housekeeping & Janitorial Workers	70	15.55	9.74	18.46	11.69	14.64	18.85
37-1012	First-Line Sup./Mgrs. of Landscaping, Lawn Svc., & Groundskeeping Workers	70	18.29	11.59	21.63	13.38	18.12	22.45
37-2011	Janitors & Cleaners, Exc. Maids & Housekeeping Cleaners	790	11.62	7.97	13.46	8.73	11.29	14.09
37-2012	Maids & Housekeeping Cleaners	280	8.64	7.77	9.07	7.87	8.70	9.49
37-3011	Landscaping & Groundskeeping Workers	300	12.52	9.02	14.27	10.16	11.96	15.14
37-3019	Grounds Maintenance Workers, All Other	20	16.55	11.25	19.20	14.70	16.43	18.05
39-0000	Personal Care & Service Occupations	1,290	10.30	7.98	11.46	8.28	9.53	11.40
39-1021	First-Line Sup./Mgrs. of Personal Svc. Workers	50	13.01	9.56	14.73	10.93	13.59	15.10
39-2021	Nonfarm Animal Caretakers	70	10.10	8.45	10.93	8.40	9.12	9.96
39-3091	Amusement & Recreation Attendants	ND	7.86	7.75	7.91	7.30	7.96	8.67
39-5012	Hairdressers, Hairstylists, & Cosmetologists	100	11.91	8.89	13.42	9.51	11.22	14.28

ND - Not disclosable due to confidentiality of data.

Table continued on page 30

Cheyenne Metropolitan Statistical Area

Code	Title	Total Employment	Mean Wage	Mean of Lower 1/3	Mean of Upper 2/3	25th Percentile	50th Percentile	75th Percentile
39-9011	Child Care Workers	240	8.93	7.40	9.69	7.39	8.35	10.33
39-9021	Personal & Home Care Aides	300	10.39	8.15	11.51	8.95	10.66	11.77
39-9031	Fitness Trainers & Aerobics Instructors	80	10.16	7.75	11.37	7.91	8.67	9.52
39-9032	Recreation Workers	230	10.42	8.92	11.17	8.76	9.45	10.15
39-9041	Residential Advisors	70	10.97	9.00	11.95	8.95	9.88	12.92
41-0000	Sales & Related Occupations	3,860	13.69	7.81	16.63	8.24	10.58	15.87
41-1011	First-Line Sup./Mgrs. of Retail Sales Workers	430	17.21	11.54	20.05	13.17	16.25	18.95
41-1012	First-Line Sup./Mgrs. of Non-Retail Sales	50	25.00	18.07	28.47	21.13	24.31	29.67
41-2011	Cashiers	830	9.63	7.83	10.53	7.95	9.07	10.90
41-2021	Counter & Rental Clerks	180	10.17	7.24	11.64	7.25	8.22	10.74
41-2022	Parts Salespersons	90	12.52	8.25	14.66	8.77	10.49	15.28
41-2031	Retail Salespersons	1,390	10.50	7.51	11.99	7.60	8.97	11.40
41-3011	Advertising Sales Agents	40	23.06	13.79	27.69	14.86	26.05	29.21
41-3021	Insurance Sales Agents	120	17.29	9.31	21.29	9.67	19.59	21.61
41-3031	Securities, Commodities, & Fin. Svcs. Sales	ND	19.70	13.34	22.87	14.02	16.46	21.45
41-3041	Travel Agents	30	12.90	8.37	15.16	9.09	10.94	14.09
41-3099	Sales Representatives, Services, All Other	50	20.98	12.40	25.27	13.12	15.48	21.97
41-4011	Sales Representatives, Wholesale & Manufacturing, Technical & Scientific Products	40	ND	ND	ND	ND	ND	ND
41-4012	Sales Reps, Wholesale & Manufacturing, Exc. Technical & Scientific Products	270	22.68	12.60	27.72	15.11	18.32	26.34
41-9022	Real Estate Sales Agents	ND	36.17	31.21	38.65	33.13	36.38	40.42
41-9041	Telemarketers	ND	15.61	8.53	19.15	9.40	13.66	20.24
41-9099	Sales & Related Workers, All Other	30	16.39	13.35	17.91	14.14	16.14	18.35
43-0000	Office & Admin. Support Occupations	7,310	14.66	9.82	17.09	10.99	13.80	17.47
43-1011	First-Line Sup./Mgrs. of Office & Admin. Support Workers	470	21.61	14.80	25.02	16.62	20.45	27.47
43-2011	Switchboard Operators, Incl. Answering Svc.	ND	11.17	9.16	12.18	9.61	10.97	12.33
43-3011	Bill & Account Collectors	70	13.61	9.27	15.79	11.87	13.85	15.92
43-3021	Billing & Posting Clerks & Machine Operators	50	15.21	12.45	16.59	12.84	14.27	17.35
43-3031	Bookkeeping, Accounting, & Auditing Clerks	750	15.30	10.83	17.54	12.23	14.56	18.06
43-3051	Payroll & Timekeeping Clerks	50	17.21	13.33	19.15	14.27	16.46	20.71
43-3061	Procurement Clerks	40	18.61	15.76	20.04	17.21	18.51	20.53
43-3071	Tellers	210	11.43	9.99	12.15	10.29	11.33	12.40
43-4051	Customer Service Representatives	500	12.90	9.47	14.61	10.37	12.56	15.22
43-4071	File Clerks	50	10.21	7.48	11.56	7.42	8.70	11.95
43-4081	Hotel, Motel, & Resort Desk Clerks	110	9.52	8.41	10.08	8.50	9.37	10.55
43-4131	Loan Interviewers & Clerks	80	12.89	9.28	14.68	9.88	12.95	15.55
43-4141	New Accounts Clerks	ND	11.45	10.50	11.93	10.24	10.92	11.60
43-4151	Order Clerks	40	14.12	10.48	15.95	11.19	13.23	16.36
43-4161	HR Assistants, Exc. Payroll & Timekeeping	90	17.82	13.90	19.78	15.02	18.50	20.27
43-4171	Receptionists & Information Clerks	260	11.84	9.17	13.16	9.92	11.88	13.89
43-4181	Reserv. & Transp. Ticket Agents & Travel Clerks	60	7.61	7.37	7.73	7.08	7.45	7.84
43-4199	Information & Record Clerks, All Other	160	15.26	10.64	17.56	10.91	14.94	18.88
43-5021	Couriers & Messengers	30	10.95	9.74	11.55	10.39	11.25	12.13
43-5031	Police, Fire, & Ambulance Dispatchers	90	19.18	16.47	20.53	17.77	19.58	21.10
43-5032	Dispatchers, Exc. Police, Fire, & Ambulance	40	15.71	11.74	17.70	12.62	15.71	18.95
43-5041	Meter Readers, Utilities	ND	19.32	13.60	22.18	14.34	19.70	22.05
43-5051	Postal Service Clerks	20	25.43	25.03	25.63	25.50	25.51	25.51
43-5052	Postal Service Mail Carriers	90	24.09	20.23	26.02	23.00	26.06	26.07
43-5053	Postal Service Mail Sorters, Processors, & Processing Machine Operators	90	23.22	18.89	25.38	23.96	25.25	25.51

ND - Not disclosable due to confidentiality of data.

Table continued on page 31

Cheyenne Metropolitan Statistical Area

Code	Title	Total Employment	Mean Wage	Mean of Lower 1/3	Mean of Upper 2/3	25th Percentile	50th Percentile	75th Percentile
43-5061	Production, Planning, & Expediting Clerks	50	17.11	10.30	20.52	11.53	17.31	21.76
43-5071	Shipping, Receiving, & Traffic Clerks	210	13.79	10.06	15.64	10.87	12.88	16.24
43-5081	Stock Clerks & Order Fillers	590	12.20	8.49	14.05	9.37	12.17	14.78
43-5111	Weighers, Measurers, Checkers, & Samplers, Recordkeeping	40	15.42	12.23	17.02	13.17	15.54	17.74
43-6011	Executive Secretaries & Admin. Assistants	410	18.04	14.44	19.83	15.36	17.47	20.44
43-6012	Legal Secretaries	40	17.52	9.71	21.43	9.64	15.86	23.90
43-6013	Medical Secretaries	300	14.19	11.95	15.31	12.39	13.82	15.55
43-6014	Secretaries, Exc. Legal, Medical, & Executive	ND	13.42	9.40	15.43	10.58	13.45	15.71
43-9011	Computer Operators	30	16.07	11.31	18.44	13.30	15.80	18.98
43-9021	Data Entry Keyers	80	8.90	7.59	9.54	7.41	8.28	10.26
43-9041	Insurance Claims & Policy Processing Clerks	360	11.35	10.41	11.82	10.19	10.99	11.99
43-9051	Mail Clerks & Mail Mach. Op., Exc. Postal Svc.	30	14.80	9.36	17.51	10.79	14.35	18.50
43-9061	Office Clerks, General	350	12.94	10.00	14.41	11.10	12.91	14.71
43-9199	Office & Admin. Support Workers, All Other	130	16.71	12.32	18.91	13.29	15.94	19.27
47-0000	Construction & Extraction Occupations	2,720	18.27	12.27	21.27	13.63	16.85	21.95
47-1011	First-Line Sup./Mgrs. of Construction Trades & Extraction Workers	260	28.18	20.25	32.15	21.52	25.28	31.75
47-2021	Brickmasons & Blockmasons	40	22.10	16.25	25.04	18.02	23.77	26.19
47-2031	Carpenters	340	18.80	14.76	20.81	15.87	18.34	21.38
47-2051	Cement Masons & Concrete Finishers	170	16.16	11.82	18.33	13.32	16.30	19.38
47-2061	Construction Laborers	320	13.52	11.12	14.73	11.78	13.45	15.24
47-2071	Paving, Surfacing, & Tamping Equip. Operators	70	16.27	11.65	18.58	12.21	15.70	19.25
47-2073	Operating Eng. & Other Const. Equip. Operators	170	19.08	15.50	20.86	16.02	18.16	22.49
47-2111	Electricians	300	22.73	15.37	26.41	17.39	22.83	26.25
47-2121	Glaziers	60	13.21	10.96	14.33	11.90	13.29	14.67
47-2141	Painters, Construction & Maintenance	90	14.29	11.07	15.90	12.44	14.09	15.46
47-2152	Plumbers, Pipefitters, & Steamfitters	200	16.83	13.82	18.34	13.93	15.35	19.51
47-2181	Roofers	80	12.88	7.51	15.56	7.66	12.86	17.25
47-2211	Sheet Metal Workers	ND	20.98	18.19	22.38	20.09	21.88	23.61
47-2221	Structural Iron & Steel Workers	30	16.42	13.38	17.94	15.98	17.33	18.75
47-3011	Helpers – Brickmasons, Blockmasons, Stonemasons, & Tile & Marble Setters	20	12.66	10.96	13.52	10.81	11.80	15.11
47-3012	Helpers – Carpenters	ND	15.68	13.10	16.97	13.58	15.56	17.95
47-4011	Construction & Building Inspectors	40	28.12	18.36	32.99	24.08	28.71	35.64
49-0000	Install., Maintenance, & Repair Occupations	2,100	20.61	12.13	24.85	14.11	19.26	26.72
49-1011	First-Line Sup./Mgrs. of Mech., Install., & Repair	250	27.67	19.72	31.64	21.63	25.82	33.94
49-2011	Computer, ATM, & Office Machine Repairers	ND	15.27	10.74	17.53	12.34	16.40	18.31
49-2022	Telecommunications Equipment Installers & Repairers, Exc. Line Installers	100	25.43	15.43	30.43	17.51	25.90	32.38
49-2094	Electronics Repairers, Commercial & Ind. Equip.	30	26.51	20.28	29.61	24.96	27.73	29.32
49-3011	Aircraft Mechanics & Service Technicians	150	22.30	16.51	25.20	18.80	22.75	26.17
49-3021	Automotive Body & Related Repairers	30	20.26	16.41	22.20	17.64	19.99	22.90
49-3022	Automotive Glass Installers & Repairers	ND	19.64	15.43	21.75	16.54	19.88	23.16
49-3023	Automotive Service Technicians & Mechanics	250	14.84	10.68	16.93	11.67	13.96	16.32
49-3031	Bus & Truck Mech. & Diesel Engine Specialists	140	21.51	16.27	24.14	17.29	19.79	26.43
49-3042	Mobile Heavy Equip. Mech., Exc. Engines	80	21.94	16.26	24.79	17.49	21.34	26.08
49-3093	Tire Repairers & Changers	40	8.70	8.12	8.98	8.08	8.75	9.41
49-9012	Control & Valve Install. & Repair, Exc. Mech. Door	20	22.01	14.40	25.83	14.95	17.58	29.54
49-9021	Heating, AC, & Refrig. Mechanics & Installers	30	20.26	16.79	21.99	17.59	20.47	22.79
49-9041	Industrial Machinery Mechanics	ND	25.60	19.69	28.56	23.28	26.72	29.43
49-9042	Maintenance & Repair Workers, General	360	17.09	9.96	20.66	11.35	16.14	22.01

ND - Not disclosable due to confidentiality of data.

Table continued on page 32

Cheyenne Metropolitan Statistical Area

Code	Title	Total Employment	Mean Wage	Mean of Lower 1/3	Mean of Upper 2/3	25th Percentile	50th Percentile	75th Percentile
49-9051	Electrical Power-Line Installers & Repairers	80	32.22	26.19	35.23	27.46	31.89	37.10
49-9062	Medical Equipment Repairers	ND	19.16	11.42	23.04	12.18	15.29	28.24
49-9098	Helpers – Install., Maint., & Repair Workers	ND	10.70	8.25	11.93	9.00	10.81	12.26
49-9099	Install., Maint., & Repair Workers, All Other	ND	14.48	9.56	16.93	10.21	13.02	16.10
51-0000	Production Occupations	1,420	17.25	10.08	20.84	11.63	15.32	22.33
51-1011	First-Line Sup./Mgrs. of Prod. & Op. Workers	110	25.63	13.89	31.49	16.82	22.75	33.85
51-2041	Structural Metal Fabricators & Fitters	60	15.52	12.80	16.87	13.84	15.78	17.59
51-2099	Assemblers & Fabricators, All Other	100	11.87	10.37	12.62	10.75	11.82	13.16
51-3011	Bakers	40	10.38	8.48	11.33	8.84	9.99	11.43
51-3021	Butchers & Meat Cutters	30	13.56	10.31	15.17	11.12	12.93	15.42
51-4121	Welders, Cutters, Solderers, & Brazers	ND	18.33	13.63	20.69	15.02	18.04	22.18
51-5021	Job Printers	ND	14.07	7.24	17.49	7.39	16.22	18.78
51-5023	Printing Machine Operators	20	14.35	11.38	15.84	11.32	12.47	16.23
51-6011	Laundry & Dry-Cleaning Workers	40	8.73	7.18	9.50	7.38	8.55	9.72
51-6021	Pressers, Textile, Garment, & Related Materials	30	8.50	7.18	9.15	7.35	8.38	9.60
51-8093	Petro. Pump System Op., Refinery Op., & Gaugers	90	28.50	26.48	29.52	27.24	29.20	31.26
51-9011	Chemical Equipment Operators & Tenders	40	21.66	18.52	23.23	21.20	22.89	24.59
51-9023	Mixing & Blending Mach. Operators, & Tenders	20	15.47	11.84	17.27	12.20	14.10	18.50
51-9061	Inspectors, Testers, Sorters, & Weighers	30	17.30	12.44	19.73	13.10	15.45	21.76
51-9111	Packaging & Filling Mach. Operators & Tenders	ND	14.17	13.60	14.46	13.60	14.51	15.41
51-9132	Photographic Processing Machine Operators	ND	10.59	8.64	11.57	8.85	10.12	11.98
51-9198	Helpers – Production Workers	40	8.55	7.31	9.16	7.11	7.55	8.64
53-0000	Transp. & Material Moving Occupations	3,830	15.16	8.99	18.25	10.57	14.17	17.99
53-1021	First-Line Sup./Mgrs. of Helpers, Laborers, & Material Movers, Hand	110	19.98	15.96	21.98	16.98	20.11	23.09
53-1031	First-Line Sup./Mgrs. of Transp. & Material-Moving Machine & Vehicle Operators	170	24.38	17.99	27.58	20.51	25.20	27.90
53-2012	Commercial Pilots*	ND	106,454	73,361	123,001	78,384	122,558	136,944
53-3021	Bus Drivers, Transit & Intercity	50	10.07	8.67	10.77	8.88	10.00	11.47
53-3022	Bus Drivers, School	ND	12.87	10.76	13.92	11.06	12.45	14.70
53-3031	Driver/Sales Workers	410	10.82	7.30	12.57	7.47	11.05	13.36
53-3032	Truck Drivers, Heavy & Tractor-Trailer	720	17.10	12.81	19.23	13.62	15.45	19.65
53-3033	Truck Drivers, Light or Delivery Services	240	13.43	7.17	16.57	7.39	11.40	16.42
53-3041	Taxi Drivers & Chauffeurs	ND	8.76	8.12	9.08	8.12	8.78	9.49
53-6031	Service Station Attendants	60	9.26	7.49	10.15	7.40	8.31	9.67
53-6051	Transportation Inspectors	50	19.29	13.52	22.16	14.38	18.21	22.63
53-7051	Industrial Truck & Tractor Operators	270	14.62	13.11	15.38	13.40	14.62	15.80
53-7061	Cleaners of Vehicles & Equipment	70	9.60	7.96	10.40	8.14	9.26	10.99
53-7062	Laborers & Freight, & Material Movers, Hand	640	11.79	7.72	13.83	8.16	11.25	14.52
53-7064	Packers & Packagers, Hand	450	14.20	9.77	16.41	12.34	15.18	17.51
53-7081	Refuse & Recyclable Material Collectors	40	11.87	9.72	12.94	10.40	11.59	12.80

*Annual wage (see Wage Survey Definitions, page 6).

ND - Not disclosable due to confidentiality of data.

Central-Southeast Region

Code	Title	Total Employment	Mean Wage	Mean of Lower 1/3	Mean of Upper 2/3	25th Percentile	50th Percentile	75th Percentile
00-0000	Total all occupations	37,370	18.35	8.88	23.09	10.12	15.23	23.32
11-0000	Management Occupations	1,750	35.89	18.22	44.74	22.28	32.51	45.60
11-1011	Chief Executives	60	79.00	51.39	92.80	59.53	74.84	ND
11-1021	General & Operations Managers	640	38.53	22.14	46.73	25.22	35.27	50.31
11-1031	Legislators*	30	18,813	15,588	20,425	14,897	15,931	17,365
11-2022	Sales Managers	ND	36.10	26.46	40.91	27.90	31.65	42.21
11-3011	Administrative Services Managers	30	29.75	21.96	33.64	24.62	28.45	34.75
11-3021	Computer & Info. Systems Managers	30	34.35	27.85	37.59	31.06	35.15	40.09
11-3031	Financial Managers	100	35.13	23.26	41.07	26.83	32.96	39.18
11-3051	Industrial Production Managers	20	43.21	35.54	47.04	37.92	43.69	49.68
11-9021	Construction Managers	50	33.21	23.53	38.06	26.67	32.83	40.89
11-9031	Education Admin., Preschool & Child Care	20	19.61	14.51	22.16	16.46	20.29	23.34
11-9032	Education Admin., Elem. & Secondary*	ND	84,306	72,334	90,291	76,429	84,760	94,769
11-9033	Education Administrators, Postsecondary	140	56.32	37.05	65.95	41.98	54.37	67.12
11-9039	Education Administrators, All Other	10	29.91	18.01	35.86	19.09	30.42	39.73
11-9041	Engineering Managers	20	48.00	39.47	52.26	41.04	46.97	56.61
11-9051	Food Service Managers	50	21.36	13.83	25.14	15.66	21.27	25.54
11-9081	Lodging Managers	60	21.65	15.13	24.91	16.11	18.02	28.61
11-9111	Medical & Health Services Managers	70	33.19	19.97	39.81	24.87	31.94	38.73
11-9121	Natural Sciences Managers	20	38.75	29.43	43.41	33.87	39.60	42.91
11-9131	Postmasters & Mail Superintendents	40	23.68	15.25	27.90	17.63	24.18	27.98
11-9141	Property, Real Est., & Community Assoc. Mgrs.	60	14.30	7.81	17.55	8.41	11.47	20.15
11-9151	Social & Community Service Managers	20	20.61	14.25	23.79	15.14	18.19	20.91
11-9199	Managers, All Other	150	25.82	15.94	30.76	19.14	23.37	30.64
13-0000	Business & Financial Operations Occupations	860	22.92	14.87	26.94	17.03	21.71	27.54
13-1022	Wholesale & Retail Buyers, Exc. Farm Products	20	18.19	11.97	21.29	12.65	15.77	23.66
13-1023	Purch. Agents, Exc. Wholesale, Retail, & Farm	ND	24.76	17.83	28.23	19.84	23.57	28.29
13-1031	Claims Adjusters, Examiners, & Investigators	50	22.33	16.08	25.46	17.07	20.05	24.96
13-1041	Compliance Officers, Except Agriculture, Construction, Health & Safety, & Transp.	30	23.78	15.53	27.91	17.03	20.47	26.41
13-1051	Cost Estimators	30	24.53	19.34	27.13	20.36	22.93	29.54
13-1061	Emergency Management Specialists	10	21.10	13.01	25.15	14.81	20.60	28.15
13-1071	Employment, Recruit., & Placement Spec.	40	22.76	19.05	24.61	19.72	21.77	24.77
13-1072	Comp., Benefits, & Job Analysis Spec.	20	23.92	15.57	28.10	19.85	22.60	26.55
13-1073	Training & Development Specialists	40	21.79	12.93	26.22	15.01	20.69	28.53
13-1079	HR, Training, & Labor Rel. Spec., All Other	20	23.29	16.21	26.84	19.22	22.21	24.95
13-1111	Management Analysts	30	23.11	17.43	25.95	19.39	22.51	25.73
13-1199	Business Operations Specialists, All Other	100	23.52	12.84	28.86	15.47	22.77	27.78
13-2011	Accountants & Auditors	130	21.82	15.30	25.09	17.66	20.91	26.48
13-2052	Personal Financial Advisors	ND	22.28	15.35	25.74	15.67	16.94	18.20
13-2071	Loan Counselors	40	16.58	13.97	17.89	14.51	16.31	18.47
13-2072	Loan Officers	110	24.96	18.16	28.36	20.23	24.10	29.51
13-2099	Financial Specialists, All Other	ND	33.18	27.32	36.12	30.19	33.17	36.40
15-0000	Computer & Mathematical Occupations	370	26.64	16.59	31.67	19.17	24.68	31.01
15-1021	Computer Programmers	30	24.58	14.20	29.76	16.63	25.33	29.09
15-1031	Computer Software Engineers, Applications	30	31.79	21.72	36.83	24.45	28.82	39.87
15-1041	Computer Support Specialists	110	22.17	14.93	25.79	17.19	21.98	27.21

*Annual wages (see Wage Survey Definitions, page 6).

ND - Not disclosable due to confidentiality of data.

Table continued on page 34

Wyoming Statewide

Central-Southeast

Central-Southeast Region

Code	Title	Total Employment	Mean Wage	Mean of Lower 1/3	Mean of Upper 2/3	25th Percentile	50th Percentile	75th Percentile
15-1051	Computer Systems Analysts	70	ND	ND	ND	ND	ND	ND
15-1061	Database Administrators	20	29.24	15.38	36.17	18.73	29.14	37.59
15-1071	Network & Computer Systems Admin.	40	25.06	18.20	28.48	19.51	24.28	30.67
15-1081	Network Systems & Data Comm. Analysts	40	26.32	15.93	31.52	20.81	25.54	31.63
15-1099	Computer Specialists, All Other	10	23.28	18.07	25.88	17.78	19.45	28.35
17-0000	Architecture & Engineering Occupations	460	28.93	18.03	34.37	21.95	27.55	35.61
17-1021	Cartographers & Photogrammetrists	20	22.19	18.30	24.12	19.44	22.36	25.17
17-2041	Chemical Engineers	20	28.63	16.54	34.69	17.15	32.77	39.04
17-2051	Civil Engineers	100	33.31	24.95	37.48	27.22	32.49	39.04
17-2071	Electrical Engineers	10	39.15	30.26	43.59	31.26	40.75	47.34
17-2072	Electronics Engineers, Except Computer	ND	30.87	25.80	33.42	25.08	27.19	36.12
17-2081	Environmental Engineers	ND	33.15	22.38	38.54	24.16	30.03	38.89
17-2111	Health & Safety Engineers, Except Mining Safety Engineers & Inspectors	20	29.57	22.12	33.31	23.92	28.61	35.05
17-2141	Mechanical Engineers	30	33.72	23.47	38.83	25.83	32.72	43.13
17-2171	Petroleum Engineers	ND	42.63	36.06	45.92	37.48	41.03	44.58
17-2199	Engineers, All Other	20	27.61	18.08	32.39	19.93	26.68	35.64
17-3011	Architectural & Civil Drafters	10	17.49	12.24	20.11	13.00	16.38	22.05
17-3023	Electrical & Electronic Engineering Tech.	40	23.72	19.29	25.93	20.32	23.81	27.34
17-3029	Engineering Tech., Exc. Drafters, All Other	20	21.41	13.39	25.43	13.35	21.55	26.58
17-3031	Surveying & Mapping Technicians	20	10.63	7.81	12.05	7.72	8.83	13.35
19-0000	Life, Physical, & Social Science Occupations	960	22.85	13.96	27.30	15.17	21.17	28.20
19-1013	Soil & Plant Scientists	ND	16.55	13.40	18.11	13.44	14.69	15.92
19-1023	Zoologists & Wildlife Biologists	50	26.72	19.56	30.30	21.08	25.68	31.92
19-1031	Conservation Scientists	40	26.95	18.73	31.06	21.40	27.37	33.74
19-1032	Foresters	10	30.10	24.13	33.07	25.64	31.01	35.57
19-2031	Chemists	40	35.55	18.66	43.99	21.82	29.43	50.53
19-2041	Environmental Scientists & Spec., Incl. Health	60	27.76	19.04	32.11	20.25	25.95	33.61
19-2042	Geoscientists, Exc. Hydrologists & Geographers	50	31.28	21.74	36.04	23.94	28.85	36.52
19-3021	Market Research Analysts	50	23.22	14.19	27.74	16.31	21.80	29.06
19-3031	Clinical, Counseling, & School Psychologists	60	23.83	16.42	27.53	18.57	22.34	29.82
19-3091	Anthropologists & Archeologists	40	22.02	14.40	25.83	17.97	22.09	25.85
19-4021	Biological Technicians	110	17.92	13.37	20.19	14.92	17.64	20.77
19-4091	Environmental Sci. & Prot. Tech., Incl. Health	40	18.56	14.16	20.76	14.48	16.23	21.91
19-4093	Forest & Conservation Technicians	150	15.32	11.66	17.14	11.89	13.35	16.65
19-4099	Life, Physical, & Social Sci. Tech., All Other	70	19.62	13.62	22.63	14.92	18.30	24.32
21-0000	Community & Social Services Occupations	630	17.62	11.10	20.86	12.58	17.10	21.76
21-1012	Educational, Voc., & School Counselors	110	23.49	17.86	26.29	20.20	23.35	27.87
21-1014	Mental Health Counselors	40	20.88	16.30	23.17	17.03	18.87	21.82
21-1021	Child, Family, & School Social Workers	80	19.78	14.75	22.29	16.85	20.01	22.46
21-1022	Medical & Public Health Social Workers	30	18.51	11.26	22.15	12.96	19.99	22.52
21-1023	Mental Health & Subst. Abuse Social Workers	130	13.62	9.24	15.81	9.85	12.36	16.09
21-1091	Health Educators	20	19.63	13.60	22.65	14.26	19.77	23.47
21-1093	Social & Human Service Assistants	120	12.49	9.47	13.99	10.18	12.53	14.63
21-1099	Community & Social Service Spec., All Other	20	13.85	11.17	15.20	11.41	12.74	16.41
23-0000	Legal Occupations	150	34.75	14.73	44.76	15.93	27.75	50.45
23-1011	Lawyers	90	47.96	28.99	57.44	33.95	47.48	65.69
23-2011	Paralegals & Legal Assistants	20	15.17	11.68	16.92	12.06	13.59	18.48

ND - Not disclosable due to confidentiality of data.

Table continued on page 35

Central-Southeast

Central-Southeast Region

Code	Title	Total Employment	Mean Wage	Mean of Lower 1/3	Mean of Upper 2/3	25th Percentile	50th Percentile	75th Percentile
23-2093	Title Examiners, Abstractors, & Searchers	20	16.63	13.74	18.07	13.70	15.11	20.28
25-0000	Education, Training, & Library Occupations	3,580	23.31	11.00	29.46	13.15	22.77	30.30
25-1194	Voc. Education Teachers, Postsecondary	ND	19.78	11.29	24.01	11.32	12.53	24.06
25-1199	Postsecondary Teachers, All Other*	190	46,722	28,576	55,796	34,247	48,469	58,207
25-2011	Preschool Teachers, Exc. Special Education	70	14.31	10.38	16.27	11.22	13.86	17.13
25-2012	Kindergarten Teachers, Exc. Special Educ.*	60	49,076	39,931	53,649	41,500	48,393	56,503
25-2021	Elem. School Teachers, Exc. Special Educ.*	390	52,795	42,672	57,856	44,948	52,133	61,068
25-2022	Middle School Teachers, Exc. Special & Voc. Educ.*	200	52,489	40,650	58,410	43,450	51,860	62,130
25-2031	Secondary School Teachers, Exc. Special & Voc.*	340	52,474	41,876	57,772	44,618	52,369	60,388
25-2032	Vocational Education Teachers, Secondary*	40	51,523	42,120	56,224	45,148	52,956	58,847
25-2041	Special Education Teachers, Preschool, Kindergarten, & Elementary School*	ND	53,124	40,427	59,472	43,697	52,229	63,498
25-2042	Special Education Teachers, Middle School*	50	51,612	41,947	56,444	43,743	50,039	59,457
25-2043	Special Education Teachers, Secondary*	60	50,613	41,774	55,032	43,871	49,658	57,617
25-3021	Self-Enrichment Education Teachers	ND	21.43	10.48	26.91	11.05	19.10	27.49
25-3099	Teachers & Instructors, All Other*	130	28,641	21,687	32,117	21,191	22,918	36,987
25-4021	Librarians	200	16.46	9.75	19.81	10.81	14.18	21.43
25-4031	Library Technicians	80	15.41	10.46	17.88	11.87	14.42	18.27
25-9031	Instructional Coordinators	60	29.46	25.15	31.62	26.33	29.56	32.69
25-9041	Teacher Assistants*	610	19,407	15,369	21,426	15,542	18,152	23,040
27-0000	Arts, Design, Ent., Sports, & Media Occs.	630	17.54	7.70	22.45	8.12	14.19	23.14
27-1023	Floral Designers	ND	9.07	7.74	9.74	7.87	8.71	9.54
27-1024	Graphic Designers	40	15.74	11.33	17.94	11.42	12.70	19.95
27-2012	Producers & Directors	30	23.88	20.53	25.56	20.51	22.59	27.04
27-2022	Coaches & Scouts*	280	34,319	15,661	43,648	15,495	17,627	43,096
27-3031	Public Relations Specialists	60	22.16	13.77	26.35	16.19	22.40	27.63
27-3099	Media & Communication Workers, All Other	ND	33.91	26.82	37.45	34.17	36.98	39.77
29-0000	Healthcare Pract. & Technical Occupations	1,660	28.23	13.76	35.46	16.09	24.65	32.87
29-1021	Dentists, General	30	76.78	37.96	96.19	40.81	68.45	ND
29-1031	Dietitians & Nutritionists	20	16.66	11.10	19.43	11.06	12.20	22.11
29-1051	Pharmacists	60	52.48	46.90	55.27	47.62	52.41	58.74
29-1062	Family & General Practitioners	40	84.42	52.61	100.33	57.24	78.93	ND
29-1071	Physician Assistants	40	32.76	29.14	34.57	29.68	32.25	35.40
29-1111	Registered Nurses	630	28.22	20.31	32.17	22.82	26.82	32.19
29-1122	Occupational Therapists	20	33.36	25.20	37.43	26.49	32.90	39.81
29-1123	Physical Therapists	ND	35.10	29.66	37.82	31.33	34.62	38.50
29-1126	Respiratory Therapists	20	24.61	20.55	26.63	22.12	24.88	27.79
29-1127	Speech-Language Pathologists	50	32.51	24.02	36.75	27.26	31.82	37.55
29-1131	Veterinarians	40	26.49	14.17	32.66	14.69	23.35	32.25
29-2011	Medical & Clinical Laboratory Technologists	50	27.19	21.69	29.95	23.30	26.91	30.73
29-2012	Medical & Clinical Laboratory Technicians	70	13.14	10.45	14.48	10.20	10.98	12.74
29-2021	Dental Hygienists	40	25.15	16.04	29.71	16.22	25.05	31.81
29-2034	Radiologic Technologists & Technicians	50	22.01	16.48	24.77	18.76	21.65	25.50
29-2041	Emergency Medical Tech. & Paramedics	110	14.86	9.21	17.68	9.80	13.24	19.84
29-2052	Pharmacy Technicians	100	13.03	10.93	14.07	11.47	13.19	14.72
29-2061	Licensed Practical & Licensed Voc. Nurses	110	16.53	13.73	17.93	14.02	15.65	18.68
29-2071	Medical Records & Health Information Tech.	ND	14.58	10.92	16.41	11.46	13.61	17.22

*Annual wages (see Wage Survey Definitions, page 6).

ND - Not disclosable due to confidentiality of data.

Table continued on page 36

Wyoming Statewide

Central-Southeast

Central-Southeast Region

Code	Title	Total Employment	Mean Wage	Mean of Lower 1/3	Mean of Upper 2/3	25th Percentile	50th Percentile	75th Percentile
29-2081	Opticians, Dispensing	10	11.85	9.65	12.94	10.25	11.25	12.43
29-9011	Occupational Health & Safety Specialists	20	29.32	19.99	33.98	21.29	28.12	37.35
31-0000	Healthcare Support Occupations	790	12.28	8.68	14.09	9.57	11.38	14.30
31-1011	Home Health Aides	200	9.06	7.27	9.96	7.52	8.78	10.09
31-1012	Nursing Aides, Orderlies, & Attendants	290	12.72	10.50	13.82	10.81	12.13	14.44
31-2021	Physical Therapist Assistants	10	18.84	11.86	22.34	12.21	20.25	22.49
31-9091	Dental Assistants	60	14.09	12.25	15.01	12.69	14.11	15.60
31-9092	Medical Assistants	70	12.18	9.90	13.32	10.24	11.39	13.58
31-9094	Medical Transcriptionists	40	15.91	12.58	17.58	13.01	14.95	18.78
31-9096	Veterinary Assist. & Lab. Animal Caretakers	80	13.09	8.31	15.49	8.48	9.57	19.62
33-0000	Protective Service Occupations	890	19.61	13.45	22.70	15.74	18.91	23.13
33-1011	First-Line Sup./Mgrs. of Correctional Officers	30	26.91	24.34	28.20	24.37	26.51	28.86
33-1012	First-Line Sup./Mgrs. of Police & Detectives	30	30.60	19.15	36.33	21.18	27.48	40.63
33-1021	First-Line Sup./Mgrs. of Fire Fighting & Prev.	10	31.67	17.73	38.65	18.32	30.73	44.11
33-2011	Fire Fighters	50	25.48	20.10	28.16	22.04	26.24	29.81
33-3012	Correctional Officers & Jailers	370	17.80	15.35	19.04	15.76	17.65	20.18
33-3021	Detectives & Criminal Investigators	20	23.63	18.16	26.37	18.88	22.27	29.15
33-3051	Police & Sheriff's Patrol Officers	220	22.26	17.49	24.65	18.77	22.28	25.42
33-9011	Animal Control Workers	10	15.61	13.01	16.92	13.73	15.78	17.69
33-9032	Security Guards	90	9.84	7.66	10.94	7.59	8.81	11.41
33-9099	Protective Service Workers, All Other	10	15.01	8.68	18.18	8.85	10.54	18.56
35-0000	Food Prep. & Serving-Related Occupations	3,670	8.93	7.42	9.69	7.42	8.29	9.59
35-1011	Chefs & Head Cooks	ND	13.07	9.61	14.81	9.76	10.72	15.53
35-1012	First-Line Sup./Mgrs. of Food Prep. & Serving	390	13.03	9.17	14.97	9.91	12.23	15.88
35-2011	Cooks, Fast Food	ND	8.13	7.87	8.26	7.38	8.10	8.82
35-2012	Cooks, Institution & Cafeteria	210	10.67	8.38	11.83	8.90	10.27	12.08
35-2014	Cooks, Restaurant	340	9.48	8.15	10.15	8.18	9.03	10.14
35-2021	Food Preparation Workers	240	8.78	7.41	9.47	7.51	8.55	9.79
35-3011	Bartenders	360	8.60	7.75	9.02	7.80	8.59	9.45
35-3021	Combined Food Preparation & Serving Workers, Including Fast Food	ND	8.48	7.42	9.00	7.44	8.22	9.46
35-3022	Counter Attendants, Cafeteria, Food Concession, & Coffee Shop	ND	8.16	7.34	8.57	7.37	8.00	8.99
35-3031	Waiters & Waitresses	670	7.51	7.36	7.58	7.06	7.42	7.80
35-9011	Dining Room & Cafeteria Attendants & Bartender Helpers	80	7.86	7.44	8.06	7.13	7.57	8.46
35-9021	Dishwashers	170	7.57	7.33	7.69	7.07	7.44	7.87
35-9031	Hosts & Hostesses, Restaurant, Lounge, & Coffee Shop	50	7.77	7.60	7.85	7.22	7.75	8.49
37-0000	Building & Grounds & Maint. Occupations	1,560	12.34	8.98	14.03	9.82	11.44	14.15
37-1011	First-Line Sup./Mgrs. of Housekeeping & Janitorial Workers	140	16.27	10.83	18.99	12.19	15.78	19.63
37-1012	First-Line Sup./Mgrs. of Landscaping, Lawn Service, & Groundskeeping Workers	40	20.52	14.99	23.28	15.99	21.15	24.60
37-2011	Janitors & Cleaners, Except Maids & Housekeeping Cleaners	660	12.08	8.82	13.71	9.69	11.69	14.00
37-2012	Maids & Housekeeping Cleaners	460	10.15	8.06	11.19	8.84	10.43	11.44
37-3011	Landscaping & Groundskeeping Workers	230	13.90	10.42	15.63	11.02	13.36	15.69

ND - Not disclosable due to confidentiality of data.

Table continued on page 37

Central-Southeast Region

Code	Title	Total Employment	Mean Wage	Mean of Lower 1/3	Mean of Upper 2/3	25th Percentile	50th Percentile	75th Percentile
39-0000	Personal Care & Service Occupations	ND	11.22	7.89	12.89	8.34	10.42	12.65
39-1021	First-Line Sup./Mgrs. of Personal Svc. Workers	40	15.95	10.79	18.53	11.48	13.75	15.80
39-2021	Nonfarm Animal Caretakers	30	11.01	7.78	12.62	8.18	10.19	11.46
39-3031	Ushers, Lobby Attendants, & Ticket Takers	20	8.22	7.62	8.53	7.74	8.32	9.04
39-3091	Amusement & Recreation Attendants	80	10.41	7.36	11.94	7.53	8.67	12.33
39-4021	Funeral Attendants	10	12.31	11.25	12.84	11.29	12.27	13.45
39-5012	Hairdressers, Hairstylists, & Cosmetologists	90	11.55	8.22	13.21	8.93	10.70	12.23
39-6021	Tour Guides & Escorts	10	14.61	8.98	17.44	11.92	13.39	13.40
39-9011	Child Care Workers	210	10.85	8.11	12.23	8.58	10.65	12.99
39-9021	Personal & Home Care Aides	80	10.77	10.20	11.07	10.07	10.74	11.44
39-9031	Fitness Trainers & Aerobics Instructors	70	8.34	7.34	8.84	7.20	7.71	9.02
39-9032	Recreation Workers	50	13.43	8.05	16.12	8.79	11.56	18.50
39-9041	Residential Advisors	20	13.94	8.26	16.79	9.01	14.61	18.30
41-0000	Sales & Related Occupations	2,960	12.51	7.45	15.03	7.56	9.51	13.05
41-1011	First-Line Sup./Mgrs. of Retail Sales Workers	ND	16.08	10.28	18.98	11.69	14.19	18.55
41-1012	First-Line Sup./Mgrs. of Non-Retail Sales	20	16.48	10.86	19.29	10.79	11.85	28.50
41-2011	Cashiers	1,050	8.41	7.26	8.99	7.14	7.67	9.26
41-2021	Counter & Rental Clerks	110	8.13	7.28	8.56	7.13	7.62	8.70
41-2022	Parts Salespersons	120	15.67	9.74	18.64	11.30	14.16	21.41
41-2031	Retail Salespersons	ND	11.65	7.70	13.63	7.89	9.45	12.87
41-3011	Advertising Sales Agents	ND	11.14	7.93	12.75	8.48	11.89	13.26
41-3021	Insurance Sales Agents	90	ND	ND	ND	ND	ND	ND
41-4011	Sales Reps, Wholesale & Manufacturing, Technical & Scientific Products	30	33.24	29.66	35.02	32.58	34.99	37.40
41-4012	Sales Reps, Wholesale & Manufacturing, Except Technical & Scientific Products	ND	26.63	14.57	32.65	17.05	21.91	40.97
41-9022	Real Estate Sales Agents	30	ND	ND	ND	ND	ND	ND
41-9099	Sales & Related Workers, All Other	ND	10.54	8.50	11.55	8.53	9.45	13.00
43-0000	Office & Admin. Support Occupations	5,400	14.09	9.47	16.39	10.47	13.13	16.73
43-1011	First-Line Sup./Mgrs. of Office & Admin. Support	300	20.92	13.06	24.84	14.97	18.97	25.50
43-2011	Switchboard Operators, Incl. Answering Svc.	30	10.93	9.24	11.77	9.63	10.74	12.16
43-3011	Bill & Account Collectors	140	16.17	13.75	17.38	15.07	16.42	17.71
43-3021	Billing & Posting Clerks & Machine Operators	70	13.97	10.28	15.80	11.08	13.68	16.51
43-3031	Bookkeeping, Accounting, & Auditing Clerks	800	14.12	9.90	16.24	11.21	13.87	16.52
43-3051	Payroll & Timekeeping Clerks	40	16.15	12.14	18.16	12.92	16.47	18.64
43-3061	Procurement Clerks	30	14.84	10.78	16.88	12.84	14.88	18.45
43-3071	Tellers	210	10.58	8.73	11.51	9.32	10.59	11.74
43-4031	Court, Municipal, & License Clerks	130	14.07	11.28	15.46	11.36	12.58	16.90
43-4051	Customer Service Representatives	110	11.83	10.16	12.66	10.16	11.01	12.60
43-4071	File Clerks	20	10.90	9.04	11.83	9.72	10.77	11.77
43-4081	Hotel, Motel, & Resort Desk Clerks	ND	9.38	8.08	10.04	8.31	9.47	10.66
43-4121	Library Assistants, Clerical	20	9.12	7.52	9.92	7.52	8.53	10.70
43-4131	Loan Interviewers & Clerks	70	12.74	11.12	13.55	11.15	12.17	14.10
43-4141	New Accounts Clerks	40	13.54	11.93	14.35	12.79	13.91	15.05
43-4151	Order Clerks	20	11.86	8.26	13.65	8.78	10.86	15.10
43-4161	HR Assistants, Except Payroll & Timekeeping	30	17.69	11.74	20.67	13.04	17.67	22.58
43-4171	Receptionists & Information Clerks	200	10.49	8.50	11.49	9.22	10.48	11.56
43-4199	Information & Record Clerks, All Other	30	16.75	12.21	19.03	13.35	15.80	20.49

ND - Not disclosable due to confidentiality of data.

Table continued on page 38

Wyoming Statewide

Central-Southeast

Central-Southeast Region

Code	Title	Total Employment	Mean Wage	Mean of Lower 1/3	Mean of Upper 2/3	25th Percentile	50th Percentile	75th Percentile
43-5031	Police, Fire, & Ambulance Dispatchers	60	16.58	13.98	17.90	14.61	16.44	18.10
43-5032	Dispatchers, Except Police, Fire, & Amb.	40	15.67	11.98	17.52	13.21	15.36	18.08
43-5041	Meter Readers, Utilities	40	18.13	13.78	20.30	15.04	18.05	20.40
43-5051	Postal Service Clerks	40	24.31	21.62	25.65	22.06	25.50	25.51
43-5052	Postal Service Mail Carriers	70	23.07	18.80	25.20	21.15	23.89	26.06
43-5053	Postal Svc. Sorters & Processing Mach. Op.	50	15.69	9.99	18.54	10.19	12.92	22.51
43-5071	Shipping, Receiving, & Traffic Clerks	50	13.34	10.26	14.89	10.56	11.99	16.30
43-5081	Stock Clerks & Order Fillers	300	11.37	8.20	12.95	8.95	10.64	12.36
43-6011	Executive Secretaries & Admin. Assistants	ND	20.78	14.30	24.04	15.69	19.07	23.89
43-6012	Legal Secretaries	50	18.38	13.61	20.76	16.13	19.56	21.87
43-6013	Medical Secretaries	160	14.53	10.77	16.42	11.63	14.71	17.04
43-6014	Secretaries, Exc. Legal, Medical, & Executive	1,080	13.79	9.99	15.68	11.24	13.83	16.37
43-9011	Computer Operators	20	17.40	14.65	18.77	15.30	17.02	19.44
43-9021	Data Entry Keyers	10	13.70	10.01	15.55	10.72	13.23	15.64
43-9022	Word Processors & Typists	20	14.40	12.01	15.59	11.90	14.53	16.14
43-9041	Insurance Claims & Policy Processing Clerks	40	11.71	10.33	12.40	10.37	11.40	13.23
43-9051	Mail Clerks & Mail Mach. Op., Exc. Postal Svc.	20	11.70	9.71	12.70	10.03	11.46	13.48
43-9061	Office Clerks, General	320	12.93	8.54	15.12	9.47	12.78	15.58
43-9071	Office Machine Operators, Except Computer	10	10.33	8.84	11.08	9.11	10.21	11.75
43-9199	Office & Admin. Support Workers, All Other	60	13.46	7.70	16.35	7.70	13.31	16.00
45-0000	Farming, Fishing, & Forestry Occupations	150	10.91	7.99	12.36	8.16	9.23	12.52
45-2092	Farm & Laborers, Nursery, & Greenhouse	10	10.07	8.75	10.72	9.21	10.01	11.04
45-2093	Farmworkers, Farm & Ranch Animals	90	9.34	7.84	10.09	7.74	8.51	9.24
47-0000	Construction & Extraction Occupations	3,430	21.38	14.01	25.06	15.45	19.16	25.35
47-1011	First-Line Sup./Mgrs. of Const. & Extraction	350	28.30	19.98	32.45	22.49	28.15	33.59
47-2021	Brickmasons & Blockmasons	30	25.08	23.49	25.86	23.73	25.52	27.31
47-2031	Carpenters	480	18.02	14.34	19.86	15.39	17.51	20.40
47-2041	Carpet Installers	ND	16.77	10.08	20.11	10.01	15.69	22.85
47-2051	Cement Masons & Concrete Finishers	60	15.17	11.01	17.25	11.45	13.95	17.74
47-2061	Construction Laborers	350	15.63	12.43	17.22	13.21	14.91	16.91
47-2073	Operating Eng. & Other Const. Equip. Op.	380	21.73	17.81	23.69	19.18	21.91	24.53
47-2111	Electricians	360	23.47	15.51	27.44	17.34	23.02	29.07
47-2141	Painters, Construction & Maintenance	60	13.60	11.10	14.86	11.58	13.62	15.55
47-2152	Plumbers, Pipefitters, & Steamfitters	250	23.79	15.17	28.11	17.07	22.20	28.65
47-3012	Helpers – Carpenters	90	12.49	9.78	13.85	10.30	12.14	14.73
47-4011	Construction & Building Inspectors	30	34.13	23.14	39.62	26.80	37.78	41.76
47-4051	Highway Maintenance Workers	70	17.86	15.64	18.97	16.14	17.77	19.40
47-4071	Septic Tank Servicers & Sewer Pipe Cleaners	ND	16.84	14.15	18.19	14.01	15.45	19.62
47-5021	Earth Drillers, Except Oil & Gas	50	15.72	13.90	16.62	13.91	15.46	17.71
47-5071	Roustabouts, Oil & Gas	320	17.52	14.43	19.06	15.07	17.12	19.80
49-0000	Installation, Maint., & Repair Occupations	2,260	21.50	12.22	26.14	14.26	19.87	27.27
49-1011	First-Line Sup./Mgrs. of Mech., Install., & Repair	170	28.43	19.03	33.14	20.59	26.31	35.17
49-2011	Computer, ATM, & Office Machine Repairers	30	16.13	11.14	18.63	12.39	13.72	15.96
49-2022	Telecomm. Install. & Repair., Exc. Line Install.	ND	28.10	26.83	28.73	26.75	28.62	30.47
49-3021	Automotive Body & Related Repairers	50	20.30	15.19	22.86	17.23	21.25	24.00
49-3023	Automotive Service Tech. & Mechanics	250	18.86	12.55	22.01	13.79	17.06	22.99
49-3031	Bus & Truck Mech. & Diesel Engine Specialists	110	21.18	15.09	24.23	17.42	20.75	25.11
49-3042	Mobile Heavy Equip. Mechanics, Exc. Engines	50	20.34	15.98	22.53	16.67	19.34	23.17

ND - Not disclosable due to confidentiality of data.

Table continued on page 39

Central-Southeast Region

Code	Title	Total Employment	Mean Wage	Mean of Lower 1/3	Mean of Upper 2/3	25th Percentile	50th Percentile	75th Percentile
49-3093	Tire Repairers & Changers	60	12.28	8.63	14.10	8.89	10.09	15.03
49-9021	Heating, AC, & Refrig. Mechanics & Installers	100	20.06	15.50	22.34	16.40	19.58	23.81
49-9041	Industrial Machinery Mechanics	280	25.58	18.97	28.88	20.17	23.84	30.88
49-9042	Maintenance & Repair Workers, General	450	18.79	11.18	22.59	12.36	15.53	22.97
49-9043	Maintenance Workers, Machinery	70	24.68	16.86	28.59	18.44	22.47	25.50
49-9051	Electrical Power-Line Installers & Repairers	160	30.27	23.93	33.45	26.53	30.93	35.65
49-9052	Telecomm. Line Installers & Repairers	ND	15.59	13.00	16.90	13.00	14.27	19.06
49-9098	Helpers – Install., Maint., & Repair Workers	ND	10.85	8.97	11.80	8.78	9.53	12.64
49-9099	Install., Maint., & Repair Workers, All Other	60	14.47	9.02	17.19	9.63	11.70	19.67
51-0000	Production Occupations	1,700	22.02	11.24	27.42	13.65	21.87	29.42
51-1011	First-Line Sup./Mgrs. of Prod. & Op. Workers	160	27.46	14.06	34.15	16.40	24.71	38.98
51-2099	Assemblers & Fabricators, All Other	10	11.58	9.42	12.65	9.76	10.88	12.28
51-3011	Bakers	50	9.80	7.90	10.75	8.04	9.17	11.22
51-3021	Butchers & Meat Cutters	60	12.12	9.35	13.52	10.18	11.57	14.54
51-4041	Machinists	20	20.47	11.71	24.84	16.88	22.46	25.12
51-4121	Welders, Cutters, Solderers, & Brazers	240	27.07	19.59	30.81	22.32	27.24	32.39
51-5022	Prepress Technicians & Workers	20	14.82	8.74	17.86	7.86	17.13	18.60
51-5023	Printing Machine Operators	20	14.85	13.53	15.51	13.37	14.39	15.42
51-6011	Laundry & Dry-Cleaning Workers	ND	9.34	8.22	9.90	8.23	9.06	10.43
51-8013	Power Plant Operators	160	27.65	16.76	33.08	19.60	29.59	35.20
51-8031	Water & Waste Treat. Plant & System Op.	40	22.35	15.17	25.95	16.77	18.87	29.59
51-8093	Petroleum Pump System Operators, Refinery Operators, & Gaugers	30	31.70	27.64	33.73	28.75	31.26	34.88
51-8099	Plant & System Operators, All Other	70	17.49	14.49	18.98	14.74	16.40	19.59
51-9021	Crushing, Grinding, & Polishing Mach. Op.	10	13.35	9.02	15.52	9.35	13.84	17.01
51-9023	Mixing & Blending Machine Setters, Operators, & Tenders	20	15.49	10.79	17.84	11.06	12.33	21.37
51-9061	Inspectors, Testers, Sorters, & Weighers	60	27.56	17.83	32.43	22.50	28.10	35.87
51-9111	Packaging & Filling Machine Op. & Tenders	50	14.94	10.41	17.21	11.50	14.41	17.92
51-9122	Painters, Transportation Equipment	ND	16.45	12.71	18.31	16.48	17.84	19.20
53-0000	Transp. & Material Moving Occupations	2,720	14.38	8.45	17.35	9.39	13.45	17.87
53-1021	First-Line Sup./Mgrs. of Helpers, Laborers, & Material Movers, Hand	10	18.46	12.06	21.66	12.77	16.02	24.02
53-1031	First-Line Sup./Mgrs. of Transp. & Material-Moving Machine & Vehicle Operators	120	23.37	13.74	28.19	16.06	24.60	28.11
53-3022	Bus Drivers, School	330	11.44	7.92	13.20	8.56	11.09	14.04
53-3031	Driver/Sales Workers	200	10.43	7.84	11.74	7.71	8.72	12.50
53-3032	Truck Drivers, Heavy & Tractor-Trailer	580	17.24	14.02	18.84	14.96	16.85	19.14
53-3033	Truck Drivers, Light or Delivery Services	190	11.79	7.24	14.06	7.36	10.43	15.49
53-3041	Taxi Drivers & Chauffeurs	90	10.03	8.47	10.81	8.85	10.27	11.50
53-6031	Service Station Attendants	70	12.85	7.99	15.27	8.32	9.88	19.17
53-6099	Transportation Workers, All Other	50	10.63	8.63	11.63	9.65	10.75	12.01
53-7032	Excavating & Loading Mach. & Dragline Op.	220	18.58	15.53	20.09	15.94	18.07	21.11
53-7051	Industrial Truck & Tractor Operators	ND	13.78	10.94	15.19	11.44	13.06	14.63
53-7061	Cleaners of Vehicles & Equipment	120	9.57	8.48	10.11	8.54	9.50	10.84
53-7062	Laborers & Freight, Stock, & Movers, Hand	310	11.32	8.47	12.75	9.29	11.14	13.08
53-7064	Packers & Packagers, Hand	160	7.91	7.41	8.15	7.12	7.58	8.30
53-7081	Refuse & Recyclable Material Collectors	50	15.81	13.35	17.03	13.85	15.53	18.05

ND - Not disclosable due to confidentiality of data.

Northeast Region

Code	Title	Total Employment	Mean Wage	Mean of Lower 1/3	Mean of Upper 2/3	25th Percentile	50th Percentile	75th Percentile
00-0000	Total all occupations	51,930	19.53	10.48	24.04	12.21	17.09	23.96
11-0000	Management Occupations	2,090	38.45	21.03	47.18	26.20	35.78	48.30
11-1011	Chief Executives	60	55.24	36.94	64.39	46.43	52.42	61.87
11-1021	General & Operations Managers	990	42.08	24.65	50.78	29.06	38.41	50.90
11-1031	Legislators*	60	24,772	15,333	29,492	14,992	16,112	25,567
11-2022	Sales Managers	20	39.25	33.31	42.21	34.92	38.58	43.28
11-3011	Administrative Services Managers	30	28.62	17.91	33.98	21.55	27.55	31.87
11-3021	Computer & Information Systems Managers	20	32.71	23.78	37.17	25.00	32.28	39.44
11-3031	Financial Managers	120	44.33	29.65	51.67	33.88	43.63	52.60
11-3051	Industrial Production Managers	40	38.72	26.52	44.82	27.51	30.92	38.78
11-3071	Transp., Storage, & Distribution Managers	20	47.37	27.13	57.48	31.37	36.93	47.61
11-9021	Construction Managers	90	40.38	27.23	46.95	29.53	39.65	52.08
11-9031	Education Admin., Preschool & Child Care	ND	24.39	15.05	29.06	15.96	24.22	32.20
11-9032	Education Admin., Elem. & Secondary School*	90	93,181	74,819	102,363	78,307	87,148	108,927
11-9041	Engineering Managers	40	43.68	32.85	49.10	35.27	40.14	48.21
11-9051	Food Service Managers	50	21.76	17.72	23.77	20.25	22.32	24.65
11-9081	Lodging Managers	50	18.32	14.06	20.45	14.59	18.63	21.72
11-9111	Medical & Health Services Managers	70	43.20	31.98	48.81	35.61	42.95	50.91
11-9131	Postmasters & Mail Superintendents	ND	22.82	14.02	27.22	15.99	24.18	26.53
11-9141	Property, Real Est., & Community Assoc. Mgrs.	ND	25.56	13.36	31.66	15.07	27.52	33.79
11-9151	Social & Community Svc. Managers	50	22.05	16.08	25.04	17.38	20.47	25.66
11-9199	Managers, All Other	100	33.92	17.35	42.20	19.70	34.18	45.45
13-0000	Business & Fin. Operations Occupations	980	28.27	16.93	33.95	19.29	24.98	33.62
13-1022	Wholesale & Retail Buyers, Exc. Farm Products	20	18.49	13.98	20.76	14.93	16.74	20.65
13-1023	Purch. Agents, Exc. Wholesale, Retail, & Farm	90	25.01	16.89	29.06	17.93	24.57	31.04
13-1041	Compliance Officers, Exc. Agriculture, Construction, Health & Safety, & Transp.	70	20.80	13.96	24.21	16.15	19.34	23.34
13-1051	Cost Estimators	50	27.99	20.51	31.73	21.22	24.38	33.38
13-1061	Emergency Management Specialists	10	20.55	15.01	23.32	15.37	18.21	25.58
13-1071	Employment, Recruit., & Placement Spec.	30	24.21	18.84	26.89	19.23	20.94	22.76
13-1073	Training & Development Specialists	30	23.55	20.35	25.14	20.88	22.67	24.70
13-1079	HR, Training, & Labor Rel. Spec., All Other	50	29.29	19.12	34.37	22.26	31.94	36.92
13-1111	Management Analysts	30	31.00	21.02	35.99	22.25	30.70	38.50
13-1199	Business Operations Specialists, All Other	60	30.90	21.54	35.59	23.78	28.77	37.41
13-2011	Accountants & Auditors	250	28.95	18.47	34.19	21.07	27.05	33.88
13-2021	Appraisers & Assessors of Real Estate	50	22.24	13.08	26.81	14.31	20.18	25.37
13-2072	Loan Officers	120	33.61	19.50	40.67	22.76	29.83	41.74
15-0000	Computer & Mathematical Occupations	290	24.98	16.94	29.01	19.46	24.40	30.53
15-1021	Computer Programmers	20	22.83	14.36	27.08	14.93	20.41	31.80
15-1031	Computer Software Engineers, Applications	ND	33.80	28.88	36.26	28.24	30.62	36.30
15-1041	Computer Support Specialists	70	20.60	15.89	22.95	17.65	20.27	22.81
15-1051	Computer Systems Analysts	ND	20.09	13.63	23.33	14.35	19.41	24.63
15-1061	Database Admin.	ND	27.43	16.52	32.89	17.79	29.70	36.69
15-1071	Network & Computer Systems Admin.	60	26.09	21.52	28.37	22.47	25.26	29.99
15-1099	Computer Specialists, All Other	20	28.90	16.85	34.92	23.76	30.98	35.92
17-0000	Architecture & Engineering Occupations	970	30.79	19.57	36.40	21.83	28.30	38.21
17-1011	Architects, Exc. Landscape & Naval	10	50.54	28.65	61.49	32.54	43.67	54.14
17-1021	Cartographers & Photogrammetrists	30	26.02	21.58	28.24	22.54	25.20	28.01

*Annual wages (see Wage Survey Definitions, page 6).

ND - Not disclosable due to confidentiality of data.

Table continued on page 41

Northeast

Northeast Region

Code	Title	Total Employment	Mean Wage	Mean of Lower 1/3	Mean of Upper 2/3	25th Percentile	50th Percentile	75th Percentile
17-1022	Surveyors	90	26.12	16.28	31.04	18.66	25.37	31.52
17-2051	Civil Engineers	140	32.47	23.74	36.83	25.83	32.19	39.35
17-2071	Electrical Engineers	ND	26.07	19.98	29.11	20.69	23.01	25.36
17-2072	Electronics Engineers, Exc. Computer	20	34.61	22.11	40.85	26.86	37.07	42.75
17-2081	Environmental Engineers	90	36.11	25.59	41.38	28.04	35.47	45.47
17-2111	Health & Safety Engineers, Exc. Mining Safety Engineers & Inspectors	30	30.75	20.70	35.79	23.79	34.14	37.52
17-2112	Industrial Engineers	10	31.91	26.62	34.56	29.08	33.15	36.27
17-2141	Mechanical Engineers	ND	36.45	26.09	41.64	28.30	34.44	46.35
17-2151	Mining & Geological Engineers, Including Mining Safety Engineers	110	39.76	28.21	45.54	32.00	38.64	47.16
17-2171	Petroleum Engineers	40	49.38	34.32	56.91	39.29	47.44	59.32
17-3011	Architectural & Civil Drafters	20	20.48	13.85	23.80	15.65	21.09	25.10
17-3023	Electrical & Electronic Eng. Technicians	30	28.02	20.79	31.64	23.69	28.19	33.91
17-3025	Environmental Engineering Technicians	40	18.63	14.15	20.86	15.45	18.42	21.88
17-3029	Engineering Tech., Exc. Drafters, All Other	30	27.06	20.57	30.30	22.62	27.40	31.55
17-3031	Surveying & Mapping Technicians	70	20.66	16.27	22.85	16.82	19.30	24.08
19-0000	Life, Physical, & Social Science Occupations	900	21.72	13.17	25.99	14.21	19.86	27.37
19-1023	Zoologists & Wildlife Biologists	90	24.10	18.27	27.02	20.19	24.33	28.80
19-1029	Biological Scientists, All Other	30	27.66	20.25	31.36	22.62	28.73	31.91
19-1031	Conservation Scientists	30	27.07	19.08	31.06	20.16	24.88	32.84
19-2031	Chemists	40	22.17	17.78	24.37	18.42	20.99	25.24
19-2041	Env. Scientists & Specialists, Including Health	70	23.89	16.29	27.70	18.32	23.49	28.65
19-2042	Geoscientists, Exc. Hydrologists & Geographers	80	27.42	17.97	32.16	19.38	27.46	34.17
19-2043	Hydrologists	10	26.10	22.27	28.02	23.59	26.73	29.37
19-3021	Market Research Analysts	30	29.36	14.68	36.70	17.01	23.85	41.40
19-3031	Clinical, Counseling, & School Psychologists	ND	30.67	22.31	34.86	24.48	31.57	36.14
19-3051	Urban & Regional Planners	10	28.69	21.88	32.10	23.28	26.80	35.71
19-3091	Anthropologists & Archeologists	30	25.18	15.42	30.08	16.26	24.22	33.88
19-4021	Biological Technicians	20	ND	ND	ND	ND	ND	ND
19-4031	Chemical Technicians	180	14.15	12.42	15.00	12.58	13.63	14.69
19-4041	Geological & Petroleum Technicians	ND	24.48	15.72	28.87	17.44	22.72	25.98
19-4091	Env. Science & Protection Tech., Incl. Health	ND	16.57	13.41	18.14	13.67	15.27	19.82
19-4093	Forest & Conservation Technicians	130	15.02	11.77	16.66	11.89	13.35	16.86
21-0000	Community & Social Svc. Occupations	610	19.04	11.59	22.76	12.51	17.42	23.54
21-1011	Subst. Abuse & Behav. Disorder Counselors	20	21.27	16.23	23.78	17.24	20.28	25.18
21-1012	Educational, Voc., & School Counselors	ND	27.91	20.48	31.61	23.19	28.02	32.22
21-1021	Child, Family, & School Social Workers	90	ND	ND	ND	ND	ND	ND
21-1022	Medical & Public Health Social Workers	30	18.44	9.82	22.75	11.91	19.20	24.75
21-1023	Mental Health & Subst. Abuse Social Workers	40	26.49	19.34	30.08	20.36	26.17	32.57
21-1091	Health Educators	20	18.97	15.32	20.79	15.68	17.86	22.40
21-1092	Probation Officers & Corr. Treatment Spec.	40	ND	ND	ND	ND	ND	ND
21-1093	Social & Human Svc. Assistants	250	13.33	10.83	14.58	11.08	12.33	15.39
21-1099	Community & Social Svc. Spec., All Other	20	17.61	13.65	19.57	14.23	17.39	21.03
23-0000	Legal Occupations	250	28.61	12.78	36.53	14.56	26.64	37.67
23-1011	Lawyers	80	35.31	15.78	45.08	21.49	30.85	40.39
23-2011	Paralegals & Legal Assistants	ND	15.54	11.37	17.62	12.16	14.27	16.65
23-2093	Title Examiners, Abstractors, & Searchers	110	27.54	13.54	34.55	15.03	34.18	38.22
25-0000	Education, Training, & Library Occupations	2,770	22.13	10.77	27.81	12.64	21.82	28.83

ND - Not disclosable due to confidentiality of data.

Table continued on page 42

Northeast

Northeast Region

Code	Title	Total Employment	Mean Wage	Mean of Lower 1/3	Mean of Upper 2/3	25th Percentile	50th Percentile	75th Percentile
25-2011	Preschool Teachers, Exc. Special Education	110	13.24	8.36	15.68	8.58	9.73	17.72
25-2012	Kindergarten Teachers, Exc. Spec. Education*	ND	52,616	46,005	55,922	47,052	51,864	58,228
25-2021	Elem. School Teachers, Exc. Spec. Education*	ND	57,442	46,508	62,909	49,828	57,672	65,828
25-2022	Middle School Teachers, Exc. Special & Voc. *	260	66,545	49,321	75,156	53,848	63,929	76,772
25-2031	Secondary School Teachers, Exc. Special & Vocational Education*	290	55,922	46,257	60,755	48,928	56,132	64,185
25-2032	Vocational Education Teachers, Secondary*	40	57,958	49,661	62,107	51,125	57,740	65,907
25-2041	Special Education Teachers, Preschool, Kindergarten, & Elementary School*	110	52,425	44,421	56,427	46,604	52,046	58,031
25-2042	Special Education Teachers, Middle School*	60	62,949	48,896	69,975	53,053	61,068	72,741
25-2043	Special Education Teachers, Secondary School*	50	55,068	45,522	59,843	49,219	55,547	62,911
25-3099	Teachers & Instructors, All Other*	ND	31,868	21,641	36,981	21,498	23,574	44,572
25-4021	Librarians	50	25.60	17.80	29.49	21.47	25.79	31.21
25-4031	Library Technicians	ND	16.71	9.87	20.14	11.18	16.53	21.51
25-9031	Instructional Coordinators	90	28.59	20.83	32.48	21.29	24.61	35.97
25-9041	Teacher Assistants*	820	24,451	17,734	27,810	20,068	24,256	29,179
25-9099	Education, Training, & Library, All Other	ND	15.84	10.59	18.46	12.68	15.34	19.69
27-0000	Arts, Design, Ent., Sports, & Media Occs.	370	14.05	7.86	17.14	8.50	11.65	17.02
27-1023	Floral Designers	ND	9.61	7.78	10.52	8.07	9.57	10.98
27-1024	Graphic Designers	20	14.29	8.96	16.95	9.08	15.55	19.57
27-1025	Interior Designers	10	29.57	22.92	32.89	24.42	27.76	30.78
27-1026	Merchandise Displayers & Window Trimmers	30	10.55	8.64	11.50	9.07	10.45	11.67
27-2022	Coaches & Scouts*	ND	18,533	15,232	20,184	14,900	15,942	18,852
27-3011	Radio & Television Announcers	20	13.42	8.73	15.76	9.76	14.27	15.88
27-3022	Reporters & Correspondents	ND	9.38	7.17	10.48	7.20	10.15	11.59
27-3031	Public Relations Specialists	20	19.85	11.20	24.17	12.70	17.22	24.62
27-3041	Editors	30	12.46	10.60	13.40	10.68	12.00	14.39
27-4012	Broadcast Technicians	20	14.13	7.71	17.33	8.39	13.17	16.80
29-0000	Healthcare Pract. & Technical Occupations	1,910	31.90	18.08	38.82	20.92	26.54	34.24
29-1021	Dentists, General	20	ND	ND	ND	ND	ND	ND
29-1031	Dietitians & Nutritionists	10	26.52	20.59	29.48	21.96	26.79	30.11
29-1051	Pharmacists	60	45.66	33.97	51.51	39.28	47.26	52.69
29-1062	Family & General Practitioners	ND	87.82	67.15	98.16	71.15	80.51	ND
29-1069	Physicians & Surgeons, All Other	40	95.24	ND	ND	ND	ND	ND
29-1111	Registered Nurses	770	27.37	21.29	30.41	22.90	26.57	31.29
29-1122	Occupational Therapists	30	33.50	27.15	36.68	27.73	31.83	39.87
29-1123	Physical Therapists	70	34.31	28.40	37.27	29.49	34.13	38.51
29-1125	Recreational Therapists	20	22.64	17.78	25.08	18.72	21.95	26.55
29-1126	Respiratory Therapists	30	25.15	19.57	27.95	20.93	25.37	29.60
29-1127	Speech-Language Pathologists	50	28.41	17.89	33.68	20.99	28.67	33.52
29-2012	Medical & Clinical Laboratory Technicians	20	19.36	14.76	21.66	15.43	17.81	20.27
29-2021	Dental Hygienists	80	20.49	14.65	23.42	15.28	21.21	25.01
29-2034	Radiologic Technologists & Technicians	40	26.52	20.27	29.63	22.63	27.76	31.07
29-2052	Pharmacy Technicians	50	15.98	12.45	17.74	13.46	15.52	18.52
29-2055	Surgical Technologists	20	19.46	15.26	21.56	16.50	20.26	22.62
29-2056	Veterinary Technologists & Technicians	30	15.74	13.56	16.83	13.59	14.89	17.07
29-2061	Licensed Practical & Licensed Voc. Nurses	120	19.98	17.16	21.39	17.58	20.10	22.51
29-2071	Medical Records & Health Info. Technicians	50	16.67	12.42	18.79	13.09	15.26	19.79

*Annual wages (see Wage Survey Definitions, page 6).

ND - Not disclosable due to confidentiality of data.

Table continued on page 43

Northeast Region

Code	Title	Total Employment	Mean Wage	Mean of Lower 1/3	Mean of Upper 2/3	25th Percentile	50th Percentile	75th Percentile
29-9011	Occupational Health & Safety Specialists	40	31.98	20.05	37.95	28.13	34.23	40.01
29-9099	Healthcare Pract. & Tech. Workers, All Other	20	14.65	12.89	15.53	12.53	13.35	14.19
31-0000	Healthcare Support Occupations	1,040	13.17	10.11	14.70	10.70	12.49	15.35
31-1011	Home Health Aides	300	11.29	9.33	12.27	9.85	11.00	12.27
31-1012	Nursing Aides, Orderlies, & Attendants	460	13.66	10.87	15.06	11.42	13.21	15.77
31-2021	Physical Therapist Assistants	ND	15.03	9.50	17.79	10.25	13.51	19.99
31-2022	Physical Therapist Aides	30	11.71	8.90	13.11	9.27	11.06	14.05
31-9091	Dental Assistants	70	13.68	8.97	16.03	10.56	14.01	16.26
31-9092	Medical Assistants	20	12.46	10.00	13.69	10.32	11.84	14.61
31-9094	Medical Transcriptionists	30	14.27	13.01	14.90	13.20	14.33	15.44
31-9095	Pharmacy Aides	ND	13.46	11.45	14.46	11.96	13.73	15.21
33-0000	Protective Svc. Occupations	880	19.08	10.12	23.55	12.17	18.53	25.11
33-1011	First-Line Sup./Mgrs. of Correctional Officers	20	24.89	20.10	27.29	21.18	24.78	28.26
33-1012	First-Line Sup./Mgrs. of Police & Detectives	ND	34.75	28.28	37.98	29.90	33.98	40.41
33-1021	First-Line Sup./Mgrs. of Fire Fighting & Prev.	10	32.39	28.61	34.30	29.78	32.59	35.39
33-2011	Fire Fighters	70	23.80	17.40	27.01	19.50	24.44	27.51
33-3012	Correctional Officers & Jailers	150	19.99	15.38	22.29	15.93	18.58	24.15
33-3051	Police & Sheriff's Patrol Officers	280	22.93	17.82	25.48	18.83	22.08	26.65
33-9032	Security Guards	120	11.10	8.63	12.33	9.56	11.30	12.65
33-9092	Lifeguards, Ski Patrol, & Rec. Prot. Svc. Workers	130	8.79	7.53	9.42	7.30	7.92	9.24
33-9099	Protective Svc. Workers, All Other	20	12.50	9.26	14.13	9.80	11.76	14.99
35-0000	Food Prep. & Serving-Related Occupations	3,760	10.50	7.80	11.86	8.05	9.55	12.24
35-1011	Chefs & Head Cooks	ND	19.49	13.98	22.25	14.66	18.06	22.24
35-1012	First-Line Sup./Mgrs. of Food Prep. & Serving	400	15.54	10.59	18.02	12.13	15.41	18.21
35-2011	Cooks, Fast Food	ND	8.34	7.37	8.82	7.40	8.19	9.34
35-2012	Cooks, Institution & Cafeteria	190	11.61	8.06	13.40	8.73	11.10	14.11
35-2014	Cooks, Restaurant	430	11.63	9.03	12.94	9.61	11.68	13.80
35-2021	Food Preparation Workers	170	10.32	8.65	11.16	8.89	9.95	11.82
35-3011	Bartenders	380	9.54	7.61	10.50	7.76	8.85	10.35
35-3021	Combined Food Preparation & Serving Workers, Including Fast Food	670	9.61	8.79	10.02	8.72	9.51	10.35
35-3022	Counter Attendants, Cafeteria, Food Concession, & Coffee Shop	50	9.65	8.12	10.41	8.87	9.97	10.81
35-3031	Waiters & Waitresses	890	9.63	7.39	10.75	7.27	7.86	12.59
35-9011	Dining Room & Cafeteria Attendants & Bartender Helpers	40	8.47	7.44	8.98	7.63	8.59	9.36
35-9021	Dishwashers	ND	8.56	7.29	9.18	7.33	8.03	9.71
35-9031	Hosts & Hostesses, Restaurant, Lounge, & Coffee Shop	60	9.58	8.85	9.94	8.70	9.43	10.22
37-0000	Building & Grounds Cleaning & Maintenance	1,830	12.30	8.65	14.14	9.37	11.28	14.32
37-1011	First-Line Sup./Mgrs. of Housekeeping & Janitorial Workers	100	19.30	13.81	22.04	14.98	17.54	24.55
37-1012	First-Line Sup./Mgrs. of Landscaping, Lawn Svc., & Groundskeeping Workers	30	23.09	18.39	25.44	19.25	22.36	27.24
37-2011	Janitors & Cleaners, Exc. Maids & Housekeeping Cleaners	830	12.35	9.03	14.00	9.96	11.94	14.41
37-2012	Maids & Housekeeping Cleaners	550	9.61	8.41	10.21	8.53	9.42	10.47
37-3011	Landscaping & Groundskeeping Workers	310	13.23	9.78	14.96	10.74	12.97	15.12
39-0000	Personal Care & Svc. Occupations	810	11.91	8.55	13.59	9.41	11.04	13.98

ND - Not disclosable due to confidentiality of data.

Table continued on page 44

Northeast

Northeast Region

Code	Title	Total Employment	Mean Wage	Mean of Lower 1/3	Mean of Upper 2/3	25th Percentile	50th Percentile	75th Percentile
39-1021	First-Line Sup./Mgrs. of Personal Svc. Workers	60	12.86	9.11	14.73	9.58	12.18	15.88
39-2021	Nonfarm Animal Caretakers	40	10.60	8.45	11.69	8.64	9.67	13.18
39-5012	Hairdressers, Hairstylists, & Cosmetologists	130	13.20	9.32	15.15	10.40	13.17	16.18
39-9011	Child Care Workers	180	10.36	7.44	11.82	7.76	9.95	12.23
39-9021	Personal & Home Care Aides	80	10.51	10.09	10.72	9.94	10.59	11.25
39-9031	Fitness Trainers & Aerobics Instructors	90	14.31	9.33	16.80	10.29	13.47	18.87
39-9032	Recreation Workers	80	11.76	8.60	13.35	9.17	10.51	13.33
39-9041	Residential Advisors	ND	16.64	14.40	17.75	16.39	17.57	18.75
41-0000	Sales & Related Occupations	3,930	15.75	8.05	19.61	8.81	11.50	16.67
41-1011	First-Line Sup./Mgrs. of Retail Sales Workers	500	14.47	8.65	17.38	10.35	13.72	17.51
41-1012	First-Line Sup./Mgrs. of Non-Retail Sales	40	27.55	20.98	30.84	24.29	28.50	31.22
41-2011	Cashiers	960	9.46	7.91	10.24	8.01	9.08	10.84
41-2021	Counter & Rental Clerks	120	10.93	7.97	12.42	8.13	9.30	12.10
41-2022	Parts Salespersons	170	16.24	11.84	18.43	12.79	15.84	19.20
41-2031	Retail Salespersons	1,310	11.79	8.00	13.68	8.49	10.33	13.19
41-3011	Advertising Sales Agents	70	12.92	9.27	14.75	10.13	11.51	13.79
41-3021	Insurance Sales Agents	110	20.65	14.22	23.87	15.08	19.41	22.77
41-3031	Securities, Commodities, & Fin. Svc. Sales	50	ND	ND	ND	ND	ND	ND
41-3099	Sales Representatives, Svc.s, All Other	110	16.96	11.87	19.51	12.67	15.94	19.58
41-4011	Sales Representatives, Wholesale & Mfg., Technical & Scientific Products	150	ND	ND	ND	ND	ND	ND
41-4012	Sales Representatives, Wholesale & Mfg., Exc. Technical & Scientific Products	280	26.91	15.30	32.72	17.15	22.21	34.98
41-9021	Real Estate Brokers	10	26.30	15.32	31.79	20.67	23.47	39.05
41-9022	Real Estate Sales Agents	20	21.64	8.92	28.00	9.20	23.28	29.63
41-9031	Sales Engineers	ND	36.67	24.61	42.69	27.72	35.81	42.26
43-0000	Office & Admin. Support Occupations	6,450	14.77	9.95	17.19	11.15	14.00	17.65
43-1011	First-Line Sup./Mgrs. of Office & Admin. Support Workers	320	20.62	12.79	24.54	14.73	20.39	25.28
43-2011	Switchboard Operators, Incl. Answering Svc.	20	11.41	10.78	11.72	10.52	11.23	12.11
43-3011	Bill & Account Collectors	50	13.35	11.30	14.37	11.38	12.47	14.59
43-3021	Billing & Posting Clerks & Machine Operators	100	15.72	12.41	17.37	13.28	14.99	17.61
43-3031	Bookkeeping, Accounting, & Auditing Clerks	1,030	15.83	11.41	18.03	12.65	15.24	18.36
43-3051	Payroll & Timekeeping Clerks	90	16.45	12.87	18.25	13.58	15.89	18.59
43-3061	Procurement Clerks	10	17.46	11.86	20.26	13.80	16.66	21.46
43-3071	Tellers	200	12.31	10.45	13.24	10.67	11.89	13.75
43-4031	Court, Municipal, & License Clerks	70	16.58	11.74	19.01	13.27	15.80	20.19
43-4051	Customer Svc. Representatives	180	16.36	12.28	18.40	13.70	16.91	18.98
43-4071	File Clerks	20	10.34	8.01	11.50	8.34	9.91	12.47
43-4081	Hotel, Motel, & Resort Desk Clerks	210	9.25	8.40	9.67	8.46	9.26	10.11
43-4111	Interviewers, Exc. Eligibility & Loan	20	14.04	11.35	15.37	11.98	13.84	15.74
43-4121	Library Assistants, Clerical	60	13.32	8.98	15.48	9.94	12.86	16.89
43-4131	Loan Interviewers & Clerks	40	14.90	13.82	15.43	13.53	14.59	16.01
43-4141	New Accounts Clerks	70	14.37	11.21	15.96	11.70	13.78	16.16
43-4151	Order Clerks	ND	15.19	10.99	17.29	11.85	15.08	18.21
43-4161	HR Assistants, Exc. Payroll & Timekeeping	60	19.86	15.25	22.18	16.05	18.42	23.41
43-4171	Receptionists & Information Clerks	230	11.32	8.51	12.73	9.49	11.68	13.41
43-4199	Information & Record Clerks, All Other	50	17.45	12.81	19.76	13.36	17.36	20.49
43-5011	Cargo & Freight Agents	ND	22.01	17.59	24.22	19.33	22.00	24.89

ND - Not disclosable due to confidentiality of data.

Table continued on page 45

Northeast

Northeast Region

Code	Title	Total Employment	Mean Wage	Mean of Lower 1/3	Mean of Upper 2/3	25th Percentile	50th Percentile	75th Percentile
43-5021	Couriers & Messengers	ND	10.46	10.42	10.48	9.96	10.53	11.10
43-5031	Police, Fire, & Ambulance Dispatchers	ND	17.90	13.96	19.86	14.58	17.07	20.45
43-5032	Dispatchers, Exc. Police, Fire, & Ambulance	80	16.24	11.40	18.65	13.26	15.77	19.12
43-5041	Meter Readers, Utilities	20	19.29	11.36	23.25	13.08	17.01	27.39
43-5051	Postal Service Clerks	40	23.89	21.27	25.21	21.62	25.19	25.51
43-5052	Postal Service Mail Carriers	60	23.60	20.55	25.13	21.24	23.95	26.06
43-5053	Postal Service Mail Sorters, Processors, & Processing Machine Operators	40	17.35	10.18	20.94	10.77	15.16	25.50
43-5061	Production, Planning, & Expediting Clerks	30	21.02	14.17	24.44	16.52	21.24	25.37
43-5071	Shipping, Receiving, & Traffic Clerks	150	15.35	12.14	16.96	12.87	15.29	18.01
43-5081	Stock Clerks & Order Fillers	510	11.41	7.91	13.17	8.65	11.02	13.38
43-6011	Executive Secretaries & Admin. Assistants	240	18.91	13.95	21.39	15.13	18.01	21.82
43-6012	Legal Secretaries	60	15.85	12.85	17.34	13.13	14.96	18.05
43-6013	Medical Secretaries	200	15.91	12.58	17.57	13.59	15.42	18.29
43-6014	Secretaries, Exc. Legal, Medical, & Executive	1,350	13.38	9.46	15.34	10.70	13.06	15.78
43-9021	Data Entry Keyers	50	13.88	10.77	15.43	11.94	14.33	16.02
43-9041	Insurance Claims & Policy Processing Clerks	40	13.62	12.36	14.26	12.45	13.52	14.50
43-9061	Office Clerks, General	430	14.09	10.10	16.08	11.15	13.32	16.28
43-9199	Office & Admin. Support Workers, All Other	70	15.10	12.27	16.51	13.13	14.57	16.79
45-0000	Farming, Fishing, & Forestry Occupations	50	19.10	12.69	22.30	16.34	19.52	22.73
47-0000	Construction & Extraction Occupations	10,370	20.76	14.63	23.83	16.13	19.41	24.80
47-1011	First-Line Sup./Mgrs. of Construction Trades & Extraction Workers	1,130	28.02	20.35	31.85	21.49	25.13	32.78
47-2021	Brickmasons & Blockmasons	30	22.63	20.97	23.46	21.09	22.88	24.74
47-2031	Carpenters	560	18.50	14.66	20.42	15.72	18.30	20.95
47-2051	Cement Masons & Concrete Finishers	270	16.88	12.49	19.07	14.22	16.99	20.26
47-2061	Construction Laborers	870	15.09	12.93	16.16	13.48	15.03	16.81
47-2073	Operating Engineers & Other Construction Equipment Operators	2,550	20.79	16.34	23.01	17.31	19.87	24.35
47-2081	Drywall & Ceiling Tile Installers	20	ND	ND	ND	ND	ND	ND
47-2111	Electricians	750	23.62	16.91	26.99	17.83	23.73	28.90
47-2141	Painters, Construction & Maintenance	70	18.34	13.90	20.57	15.04	17.30	19.91
47-2152	Plumbers, Pipefitters, & Steamfitters	410	18.87	12.83	21.89	14.81	17.83	22.93
47-2171	Reinforcing Iron & Rebar Workers	ND	20.12	17.36	21.51	17.82	20.36	22.74
47-2181	Roofers	50	19.21	11.68	22.98	12.60	16.04	26.65
47-2221	Structural Iron & Steel Workers	280	25.50	19.40	28.54	23.06	27.18	29.60
47-3011	Helpers – Brickmasons, Blockmasons, Stonemasons, & Tile & Marble Setters	50	16.25	14.39	17.18	14.85	16.40	17.95
47-3012	Helpers – Carpenters	70	13.38	8.64	15.76	9.24	14.81	16.88
47-3015	Helpers – Pipelayers, Plumbers, & Steamfitters	ND	13.92	11.69	15.03	13.17	14.34	15.46
47-4011	Construction & Building Inspectors	20	23.97	19.45	26.24	20.24	23.61	27.48
47-4051	Highway Maintenance Workers	50	17.45	14.44	18.94	15.40	17.48	19.50
47-5011	Derrick Operators, Oil & Gas	ND	24.10	18.17	27.06	19.69	24.55	28.96
47-5012	Rotary Drill Operators, Oil & Gas	90	30.28	19.42	35.71	20.49	34.64	38.70
47-5013	Service Unit Operators, Oil, Gas, & Mining	ND	21.54	17.34	23.63	18.24	21.07	25.13
47-5021	Earth Drillers, Exc. Oil & Gas	160	21.25	14.04	24.85	14.45	17.02	31.32
47-5031	Explosives Workers, Ordnance Handling Experts, & Blasters	130	18.48	14.06	20.69	15.07	18.06	21.82
47-5071	Roustabouts, Oil & Gas	880	16.32	12.79	18.10	13.78	16.04	18.32

ND - Not disclosable due to confidentiality of data.

Table continued on page 46

Northeast

Northeast Region

Code	Title	Total Employment	Mean Wage	Mean of Lower 1/3	Mean of Upper 2/3	25th Percentile	50th Percentile	75th Percentile
49-0000	Installation, Maint., & Repair Occupations	3,940	22.03	14.43	25.84	16.52	20.74	27.04
49-1011	First-Line Sup./Mgrs. of Mech., Installers, & Repairers	440	32.35	22.89	37.08	25.49	31.98	38.28
49-2011	Computer, ATM, & Office Machine Repairers	40	16.25	11.15	18.80	12.51	14.25	20.13
49-2022	Telecommunications Equipment Installers & Repairers, Exc. Line Installers	ND	28.68	27.09	29.47	27.64	29.48	31.35
49-2092	Electric Motor, Power Tool, & Related Repairers	ND	19.18	12.35	22.58	15.02	18.92	23.92
49-3021	Automotive Body & Related Repairers	50	20.95	14.52	24.17	15.72	20.32	24.60
49-3022	Automotive Glass Installers & Repairers	ND	20.27	15.88	22.48	17.22	21.33	23.63
49-3023	Automotive Svc. Technicians & Mechanics	240	18.56	12.44	21.62	13.99	17.58	22.02
49-3031	Bus & Truck Mech. & Diesel Engine Spec.	330	26.21	19.53	29.55	23.41	27.74	31.12
49-3041	Farm Equipment Mechanics	30	16.10	13.01	17.65	14.22	16.74	18.62
49-3042	Mobile Heavy Equip. Mechanics, Exc. Engines	440	22.30	17.90	24.51	19.32	22.23	25.02
49-3093	Tire Repairers & Changers	170	15.50	11.40	17.55	12.10	14.41	18.60
49-9012	Control & Valve Installers & Repairers, Exc. Mechanical Door	ND	17.58	16.64	18.04	15.91	16.98	18.05
49-9021	Heating, AC, & Refrig. Mechanics & Installers	ND	ND	ND	ND	ND	ND	ND
49-9041	Industrial Machinery Mechanics	390	23.77	18.04	26.63	18.84	22.32	27.60
49-9042	Maintenance & Repair Workers, General	830	17.22	11.99	19.83	13.88	16.94	20.25
49-9043	Maintenance Workers, Machinery	210	21.00	15.41	23.78	17.38	19.66	23.68
49-9044	Millwrights	ND	24.28	18.57	27.13	19.87	25.81	28.84
49-9051	Electrical Power-Line Installers & Repairers	80	28.75	23.50	31.37	24.97	28.68	32.61
49-9098	Helpers – Install., Maint., & Repair Workers	120	15.48	10.96	17.74	13.59	16.15	18.19
49-9099	Install., Maint., & Repair Workers, All Other	20	17.02	11.12	19.97	13.18	17.51	19.67
51-0000	Production Occupations	2,930	21.34	13.76	25.13	16.01	19.89	25.70
51-1011	First-Line Sup./Mgrs. of Prod. & Op. Workers	260	34.49	24.55	39.46	27.16	32.41	42.03
51-2092	Team Assemblers	ND	18.15	16.14	19.16	16.27	18.11	20.27
51-3011	Bakers	30	10.02	8.29	10.88	8.42	9.48	11.87
51-3021	Butchers & Meat Cutters	50	14.25	10.16	16.30	11.08	15.31	17.06
51-4041	Machinists	220	19.62	15.77	21.55	16.62	19.21	22.74
51-4121	Welders, Cutters, Solderers, & Brazers	930	22.47	16.58	25.40	17.78	21.34	25.85
51-5022	Prepress Technicians & Workers	ND	11.61	8.75	13.04	8.60	9.36	16.17
51-5023	Printing Machine Operators	ND	14.13	10.95	15.73	11.72	13.90	15.47
51-6011	Laundry & Dry-Cleaning Workers	100	10.65	8.82	11.56	9.31	10.33	11.57
51-8021	Stationary Engineers & Boiler Operators	70	28.84	28.33	29.09	27.44	28.98	30.86
51-8031	Water & Waste Treatment Plant & System Op.	80	21.92	17.22	24.26	18.65	21.87	25.21
51-8093	Petroleum Pump System Op., Refinery Op.	160	22.97	18.06	25.42	19.15	22.16	26.50
51-9012	Separating, Filtering, Clarifying, Precipitating, & Still Mach. Setters, Op., & Tenders	40	16.30	11.60	18.67	12.19	15.07	19.45
51-9023	Mixing & Blending Mach. Setters, Op., & Tenders	20	13.06	9.12	15.03	9.91	11.70	17.25
51-9061	Inspectors, Testers, Sorters, & Weighers	70	22.51	15.32	26.10	17.15	22.06	25.32
51-9198	Helpers – Production Workers	140	14.89	11.38	16.65	12.24	15.22	17.56
51-9199	Production Workers, All Other	60	17.70	11.71	20.70	12.73	17.00	20.06
53-0000	Transp. & Material Moving Occupations	4,820	16.62	10.75	19.56	12.84	16.13	19.41
53-1021	First-Line Sup./Mgrs. of Helpers, Laborers, & Material Movers, Hand	50	25.85	15.13	31.21	15.90	29.59	32.50
53-1031	First-Line Sup./Mgrs. of Transp. & Material-Moving Machine & Vehicle Operators	190	31.48	19.48	37.47	21.71	27.80	37.85
53-2012	Commercial Pilots*	10	50,593	28,619	61,581	32,550	46,580	62,261

ND - Not disclosable due to confidentiality of data.

Table continued on page 47

Northeast

Northeast Region

Code	Title	Total Employment	Mean Wage	Mean of Lower 1/3	Mean of Upper 2/3	25th Percentile	50th Percentile	75th Percentile
53-3022	Bus Drivers, School	260	13.12	8.54	15.41	9.89	12.96	16.53
53-3031	Driver/Sales Workers	ND	10.85	7.46	12.55	7.32	8.15	12.20
53-3032	Truck Drivers, Heavy & Tractor-Trailer	1,320	17.79	13.83	19.78	15.08	17.35	19.52
53-3033	Truck Drivers, Light or Delivery Svc.s	440	14.63	10.33	16.78	11.75	14.62	17.90
53-6031	Service Station Attendants	ND	13.79	12.61	14.37	13.04	14.11	15.16
53-6051	Transportation Inspectors	40	21.73	13.13	26.03	13.53	16.73	24.76
53-7021	Crane & Tower Operators	20	23.26	19.21	25.29	19.93	23.20	26.86
53-7032	Excavating & Loading Mach. & Dragline Op.	200	18.80	16.42	19.99	16.82	18.80	20.96
53-7051	Industrial Truck & Tractor Operators	120	14.86	11.55	16.52	12.87	14.53	17.27
53-7061	Cleaners of Vehicles & Equipment	340	13.06	8.55	15.31	9.31	13.79	15.84
53-7062	Laborers & Freight, Stock, & Movers, Hand	670	15.02	11.36	16.84	12.53	14.91	17.66
53-7064	Packers & Packagers, Hand	60	8.62	7.53	9.17	7.59	8.41	9.29
53-7071	Gas Compressor & Gas Pumping Station Op.	ND	26.10	25.81	26.24	24.67	26.26	27.79
53-7072	Pump Operators, Exc. Wellhead Pumpers	ND	21.99	18.02	23.97	17.81	19.58	24.57
53-7073	Wellhead Pumpers	130	20.34	13.78	23.63	15.84	21.53	24.72
53-7081	Refuse & Recyclable Material Collectors	60	15.81	11.26	18.09	11.87	16.17	18.95

*Annual wage (see Wage Survey Definitions, page 6).

ND - Not disclosable due to confidentiality of data.

Northwest Region

Code	Title	Total Employment	Mean Wage	Mean of Lower 1/3	Mean of Upper 2/3	25th Percentile	50th Percentile	75th Percentile
00-0000	Total all occupations	40,270	17.67	8.97	22.02	10.17	14.92	21.95
11-0000	Management Occupations	1,950	33.67	16.92	42.06	20.45	29.84	40.32
11-1011	Chief Executives	60	58.24	33.87	70.44	46.86	54.63	70.11
11-1021	General & Operations Managers	680	40.21	20.76	49.94	24.42	33.18	44.69
11-1031	Legislators*	60	ND	ND	ND	ND	ND	ND
11-2021	Marketing Managers	10	28.96	16.55	35.17	18.44	25.10	30.91
11-2022	Sales Managers	60	32.60	20.86	38.48	25.01	30.43	34.93
11-3011	Administrative Service Managers	50	30.65	20.91	35.51	22.74	28.35	35.30
11-3021	Computer & Information Systems Managers	20	34.79	23.95	40.20	27.78	33.58	43.23
11-3031	Financial Managers	120	34.55	24.98	39.34	26.53	32.08	40.41
11-3051	Industrial Production Managers	20	41.65	30.47	47.24	32.79	36.23	39.95
11-9021	Construction Managers	30	37.55	27.35	42.65	28.41	31.71	50.94
11-9031	Education Admin., Preschool & Child Care	30	18.91	13.72	21.51	14.21	16.06	23.92
11-9032	Education Admin., Elem. & Secondary School*	90	83,977	74,695	88,618	77,145	83,756	92,556
11-9039	Education Admin., All Other	20	37.16	27.23	42.13	28.21	31.77	47.80
11-9041	Engineering Managers	20	46.92	36.87	51.96	36.97	40.14	65.54
11-9051	Food Service Managers	80	19.96	15.17	22.36	16.81	19.01	23.78
11-9061	Funeral Directors	20	21.77	20.27	22.53	20.47	22.10	23.74
11-9081	Lodging Managers	ND	18.24	13.29	20.71	13.39	15.26	23.01

*Annual wages (see Wage Survey Definitions, page 6).

ND - Not disclosable due to confidentiality of data.

Table continued on page 48

Northwest Region

Code	Title	Total Employment	Mean Wage	Mean of Lower 1/3	Mean of Upper 2/3	25th Percentile	50th Percentile	75th Percentile
11-9111	Medical & Health Svc. Managers	70	32.15	22.67	36.89	25.03	32.05	39.46
11-9121	Natural Sciences Managers	30	41.74	36.80	44.22	38.50	40.71	47.09
11-9131	Postmasters & Mail Superintendents	30	26.37	17.95	30.58	17.70	26.52	32.39
11-9141	Property, Real Est., & Community Assoc. Mgrs.	70	15.09	7.18	19.05	7.19	7.71	20.46
11-9151	Social & Community Svc. Managers	140	21.70	16.10	24.50	16.70	18.85	27.03
11-9199	Managers, All Other	170	28.84	14.64	35.94	16.66	27.22	33.54
13-0000	Business & Fin. Operations Occupations	990	23.49	13.66	28.41	15.85	21.49	28.61
13-1022	Wholesale & Retail Buyers, Exc. Farm Prod.	20	17.83	11.40	21.05	12.18	15.44	24.88
13-1023	Purch. Agents, Exc. Wholesale, Retail, & Farm	50	25.18	16.49	29.53	18.61	26.56	30.57
13-1031	Claims Adjusters, Examiners, & Investigators	20	26.67	8.94	35.55	9.47	32.31	35.80
13-1041	Compliance Officers, Exc. Agriculture, Construction, Health & Safety, & Transp.	70	19.80	15.86	21.77	16.49	18.83	22.20
13-1051	Cost Estimators	20	23.21	20.95	24.34	21.24	23.11	25.33
13-1061	Emergency Management Specialists	10	17.79	10.68	21.34	13.89	17.87	22.65
13-1071	Employment, Recruit., & Placement Spec.	40	19.09	15.68	20.80	16.61	19.23	21.57
13-1072	Comp., Benefits, & Job Analysis Spec.	10	22.84	15.92	26.29	16.93	23.90	28.87
13-1073	Training & Development Specialists	50	21.47	13.24	25.59	14.26	21.47	27.29
13-1079	HR, Training, & Labor Relations Spec., All Other	50	25.37	17.35	29.38	18.52	24.81	31.51
13-1111	Management Analysts	20	ND	ND	ND	ND	ND	ND
13-1121	Meeting & Convention Planners	10	14.27	10.50	16.16	10.34	11.25	14.48
13-1199	Business Operations Specialists, All Other	110	27.88	17.74	32.96	19.25	25.14	35.79
13-2011	Accountants & Auditors	170	26.20	17.76	30.42	19.87	24.08	31.11
13-2021	Appraisers & Assessors of Real Estate	30	18.09	12.93	20.68	13.67	16.08	22.61
13-2031	Budget Analysts	10	30.84	25.09	33.71	27.30	29.60	33.96
13-2052	Personal Financial Advisors	ND	22.17	18.24	24.13	20.95	22.88	24.80
13-2061	Financial Examiners	20	26.89	10.82	34.91	9.86	20.59	40.24
13-2072	Loan Officers	140	20.40	13.07	24.08	14.20	18.24	25.62
13-2082	Tax Preparers	ND	10.20	9.14	10.74	8.82	9.50	10.17
13-2099	Financial Specialists, All Other	ND	17.31	13.96	18.99	13.96	15.50	19.60
15-0000	Computer & Mathematical Occupations	290	24.10	14.81	28.74	16.77	22.61	29.78
15-1041	Computer Support Specialists	80	16.37	11.83	18.63	12.80	15.84	20.33
15-1051	Computer Systems Analysts	40	26.04	17.97	30.08	20.38	26.17	32.26
15-1061	Database Admin.	10	25.44	20.57	27.87	22.37	24.84	28.16
15-1071	Network & Computer Systems Admin.	50	27.37	19.77	31.19	22.03	25.96	33.96
15-1081	Network Systems & Data Comm. Analysts	70	25.56	17.75	29.46	18.98	25.93	30.55
15-1099	Computer Specialists, All Other	20	26.28	15.05	31.90	16.05	25.83	34.97
17-0000	Architecture & Engineering Occupations	640	28.55	16.66	34.50	19.25	27.77	35.26
17-1021	Cartographers & Photogrammetrists	20	18.97	17.83	19.54	17.22	18.53	19.76
17-1022	Surveyors	90	23.90	13.54	29.08	14.57	19.32	32.34
17-2051	Civil Engineers	100	35.48	25.45	40.50	28.08	32.72	41.56
17-2071	Electrical Engineers	ND	24.15	19.45	26.49	20.49	23.05	25.47
17-2072	Electronics Engineers, Exc. Computer	10	39.70	34.79	42.15	35.80	40.57	44.42
17-2081	Environmental Engineers	ND	34.34	20.29	41.37	22.26	32.23	36.28
17-2171	Petroleum Engineers	60	31.92	29.25	33.25	28.64	31.21	34.67
17-2199	Engineers, All Other	10	31.41	18.60	37.81	18.49	34.57	39.12
17-3011	Architectural & Civil Drafters	70	17.68	12.16	20.44	14.73	17.56	20.73
17-3022	Civil Engineering Technicians	40	23.13	16.55	26.40	19.66	22.69	26.63
17-3023	Electrical & Electronic Engineering Tech.	ND	29.93	22.77	33.50	24.51	30.10	35.68
17-3029	Engineering Tech., Exc. Drafters, All Other	20	21.32	12.56	25.70	14.14	22.62	27.27

ND - Not disclosable due to confidentiality of data.

Table continued on page 49

Northwest Region

Code	Title	Total Employment	Mean Wage	Mean of Lower 1/3	Mean of Upper 2/3	25th Percentile	50th Percentile	75th Percentile
17-3031	Surveying & Mapping Technicians	20	21.11	15.51	23.90	16.65	20.33	26.05
19-0000	Life, Physical, & Social Science Occupations	880	23.04	13.83	27.65	14.93	21.13	30.13
19-1023	Zoologists & Wildlife Biologists	100	27.41	19.71	31.26	21.65	28.25	33.44
19-1029	Biological Scientists, All Other	50	29.83	21.61	33.94	27.36	31.91	34.67
19-1031	Conservation Scientists	60	30.79	23.72	34.32	27.89	31.91	34.99
19-1032	Foresters	20	27.87	25.31	29.15	25.64	27.20	29.92
19-2041	Env. Scientists & Spec., Incl. Health	30	31.85	26.00	34.78	27.42	31.49	35.57
19-2043	Hydrologists	20	28.46	23.46	30.96	24.09	26.58	29.07
19-3021	Market Research Analysts	ND	21.77	15.74	24.78	17.64	19.89	22.57
19-3031	Clinical, Counseling, & School Psychologists	40	29.88	25.96	31.85	26.81	29.80	33.30
19-3051	Urban & Regional Planners	10	21.82	16.68	24.41	17.57	20.13	26.89
19-3091	Anthropologists & Archeologists	20	27.36	20.42	30.83	22.61	28.02	32.04
19-4021	Biological Technicians	90	16.69	13.74	18.16	14.92	16.64	18.48
19-4091	Env. Science & Protection Tech., Incl. Health	ND	25.31	20.97	27.49	21.75	24.23	29.08
19-4093	Forest & Conservation Technicians	230	15.47	12.10	17.15	11.89	14.92	17.18
21-0000	Community & Social Svc. Occupations	730	19.92	13.61	23.06	15.33	19.04	23.89
21-1011	Subst. Abuse & Behavioral Disorder Counselors	30	17.03	8.63	21.24	9.66	19.15	22.59
21-1012	Educational, Voc., & School Counselors	80	27.39	19.40	31.39	21.94	27.66	32.95
21-1014	Mental Health Counselors	ND	19.70	15.48	21.82	16.16	18.78	22.71
21-1015	Rehabilitation Counselors	40	16.94	13.14	18.84	14.08	16.72	18.80
21-1021	Child, Family, & School Social Workers	190	19.93	14.06	22.85	15.45	19.34	24.04
21-1022	Medical & Public Health Social Workers	ND	26.38	21.57	28.80	22.46	25.23	29.78
21-1023	Mental Health & Subst. Abuse Social Workers	30	18.53	14.47	20.56	15.37	18.01	21.21
21-1091	Health Educators	ND	21.36	18.24	22.91	18.31	20.18	25.03
21-1092	Probation Officers & Corr. Treatment Spec.	40	18.52	13.11	21.23	15.51	18.67	22.28
21-1093	Social & Human Svc. Assistants	110	15.62	11.29	17.79	12.46	15.77	18.81
21-1099	Community & Social Svc. Spec., All Other	70	16.30	13.36	17.78	13.97	16.04	18.62
23-0000	Legal Occupations	270	22.67	10.37	28.82	11.82	18.79	29.78
23-1011	Lawyers	90	37.82	23.98	44.73	25.67	34.18	38.87
23-2011	Paralegals & Legal Assistants	90	14.73	9.41	17.38	10.09	12.17	19.67
23-2092	Law Clerks	ND	14.03	12.39	14.85	13.27	14.29	15.31
23-2093	Title Examiners, Abstractors, & Searchers	40	13.49	8.79	15.84	9.10	12.03	16.05
25-0000	Education, Training, & Library Occupations	3,580	22.17	11.06	27.72	13.40	22.85	28.96
25-1011	Business Teachers, Postsecondary*	20	88,559	39,798	112,940	46,956	81,026	101,548
25-1199	Postsecondary Teachers, All Other*	20	54,479	40,995	61,222	46,219	55,377	64,254
25-2011	Preschool Teachers, Exc. Special Education	140	11.50	7.81	13.35	8.28	10.39	13.56
25-2012	Kindergarten Teachers, Exc. Special Educ.*	100	53,488	44,236	58,114	46,421	52,944	59,831
25-2021	Elem. School Teachers, Exc. Special Educ.*	590	55,989	46,237	60,866	49,191	56,032	64,045
25-2022	Middle School Teachers, Exc. Special & Voc. Ed.*	330	54,134	43,464	59,469	46,947	53,898	61,678
25-2023	Voc. Education Teachers, Middle School*	10	47,514	41,485	50,528	42,689	46,613	51,085
25-2031	Secondary School Teachers, Exc. Special & Voc.*	410	62,747	46,726	70,758	50,048	58,750	71,786
25-2032	Vocational Ed. Teachers, Secondary School*	40	57,345	40,165	65,936	43,149	50,647	58,972
25-2041	Special Education Teachers, Preschool, Kindergarten, & Elementary School*	180	54,939	37,942	63,436	46,620	57,403	67,682
25-2042	Special Education Teachers, Middle School*	40	54,228	47,022	57,830	47,920	52,707	59,567
25-2043	Special Education Teachers, Secondary School*	70	63,606	49,351	70,734	52,053	60,802	71,478
25-3011	Adult Lit., Ed., & GED Teachers & Instr.	ND	ND	ND	ND	ND	ND	ND
25-3021	Self-Enrichment Education Teachers	10	22.49	16.41	25.54	16.87	19.94	29.99

*Annual wages (see Wage Survey Definitions, page 6).

ND - Not disclosable due to confidentiality of data.

Table continued on page 50

Northwest Region

Code	Title	Total Employment	Mean Wage	Mean of Lower 1/3	Mean of Upper 2/3	25th Percentile	50th Percentile	75th Percentile
25-3099	Teachers & Instructors, All Other*	ND	53,741	34,055	63,585	37,157	48,090	62,889
25-4012	Curators	30	20.24	13.06	23.83	14.35	18.77	27.32
25-4013	Museum Technicians & Conservators	30	13.75	8.51	16.38	9.35	14.92	16.65
25-4021	Librarians	60	27.83	19.62	31.93	20.85	27.58	32.41
25-4031	Library Technicians	ND	11.70	9.30	12.90	9.96	11.28	12.75
25-9031	Instructional Coordinators	100	28.07	18.68	32.77	21.80	28.37	33.82
25-9041	Teacher Assistants*	810	22,547	16,175	25,733	16,961	21,548	27,215
25-9099	Education, Training, & Library Workers, All Other	80	21.03	15.06	24.00	17.40	20.34	25.15
27-0000	Arts, Design, Ent., Sports, & Media Occs.	360	14.57	8.40	17.65	9.34	12.75	18.30
27-1012	Craft Artists	30	14.45	10.16	16.60	10.79	13.62	18.35
27-1023	Floral Designers	60	10.16	8.09	11.19	8.44	9.67	11.54
27-1024	Graphic Designers	20	14.42	11.43	15.91	11.34	12.43	14.28
27-2012	Producers & Directors	ND	ND	ND	ND	ND	ND	ND
27-2022	Coaches & Scouts*	40	24,748	15,408	29,419	15,010	16,162	35,897
27-3031	Public Relations Specialists	ND	21.30	14.99	24.46	17.70	21.37	25.91
27-4021	Photographers	10	13.20	9.67	14.97	11.64	13.95	15.39
29-0000	Healthcare Pract. & Technical Occupations	2,060	31.06	16.70	38.23	19.87	25.60	32.65
29-1011	Chiropractors	20	36.03	21.04	43.53	22.19	27.03	32.02
29-1021	Dentists, General	40	92.57	60.17	108.76	64.01	ND	ND
29-1031	Dietitians & Nutritionists	10	26.81	19.47	30.47	23.23	27.63	31.92
29-1051	Pharmacists	60	53.85	39.45	61.05	44.66	49.44	55.89
29-1062	Family & General Practitioners	50	85.12	59.59	97.90	63.93	76.62	ND
29-1067	Surgeons	20	102.58	ND	ND	ND	ND	ND
29-1069	Physicians & Surgeons, All Other	ND	108.64	ND	ND	ND	ND	ND
29-1071	Physician Assistants	40	37.85	31.28	41.13	32.81	37.75	43.11
29-1111	Registered Nurses	770	24.96	19.42	27.73	20.81	24.56	28.65
29-1122	Occupational Therapists	40	31.59	24.20	35.28	25.17	29.09	38.51
29-1123	Physical Therapists	120	34.66	27.35	38.30	29.61	34.00	38.64
29-1125	Recreational Therapists	ND	18.60	13.93	20.94	15.58	19.22	21.71
29-1126	Respiratory Therapists	40	23.75	17.99	26.64	19.40	23.76	28.16
29-1127	Speech-Language Pathologists	70	29.67	26.95	31.04	27.06	29.49	31.94
29-1131	Veterinarians	20	ND	ND	ND	ND	ND	ND
29-2011	Medical & Clinical Laboratory Technologists	70	27.71	22.79	30.16	24.15	27.35	30.47
29-2021	Dental Hygienists	60	30.04	23.97	33.07	27.18	30.94	34.91
29-2032	Diagnostic Medical Sonographers	ND	26.92	20.90	29.94	22.67	26.26	30.71
29-2034	Radiologic Technologists & Technicians	70	24.08	19.05	26.61	20.92	23.42	27.39
29-2041	Emergency Medical Tech. & Paramedics	60	11.16	7.59	12.94	7.56	8.94	13.98
29-2052	Pharmacy Technicians	50	14.43	11.15	16.06	11.87	13.95	15.90
29-2055	Surgical Technologists	ND	17.78	11.63	20.84	13.25	16.18	22.77
29-2056	Veterinary Technologists & Technicians	30	12.13	9.96	13.22	10.32	11.46	13.30
29-2061	Licensed Practical & Licensed Voc. Nurses	130	18.58	14.69	20.53	15.74	18.64	21.83
29-2071	Medical Records & Health Info. Technicians	50	17.29	12.16	19.86	13.46	16.79	20.16
29-9011	Occupational Health & Safety Specialists	40	25.33	16.37	29.81	17.44	25.02	32.74
31-0000	Healthcare Support Occupations	1,460	12.99	10.16	14.41	10.78	12.53	14.93
31-1011	Home Health Aides	ND	13.19	10.60	14.49	10.91	13.00	15.43
31-1012	Nursing Aides, Orderlies, & Attendants	690	12.55	10.15	13.74	10.83	12.39	14.23
31-2021	Physical Therapist Assistants	10	20.55	19.07	21.29	18.91	20.19	21.83
31-2022	Physical Therapist Aides	ND	10.56	9.19	11.24	9.60	10.56	11.56

*Annual wages (see Wage Survey Definitions, page 6).
 ND - Not disclosable due to confidentiality of data.

Table continued on page 51

Northwest

Northwest Region

Code	Title	Total Employment	Mean Wage	Mean of Lower 1/3	Mean of Upper 2/3	25th Percentile	50th Percentile	75th Percentile
31-9011	Massage Therapists	20	17.85	10.85	21.35	12.03	17.52	21.39
31-9091	Dental Assistants	90	13.03	10.57	14.27	10.90	12.45	15.12
31-9092	Medical Assistants	40	12.46	10.20	13.61	10.83	12.18	13.71
31-9094	Medical Transcriptionists	50	13.75	10.75	15.25	11.70	13.49	15.34
31-9096	Veterinary Assist. & Lab. Animal Caretakers	50	9.38	7.56	10.29	7.89	9.56	10.72
31-9099	Healthcare Support Workers, All Other	ND	18.47	15.36	20.02	16.93	18.58	20.88
33-0000	Protective Svc. Occupations	1,190	17.35	9.28	21.39	10.83	16.29	21.21
33-1012	First-Line Sup./Mgrs. of Police & Detectives	40	30.66	23.61	34.20	24.76	29.60	36.12
33-1099	First-Line Sup./Mgrs., Protective Svc. Workers, All Other	50	26.48	18.98	30.24	24.58	28.18	31.12
33-3012	Correctional Officers & Jailers	110	17.34	14.96	18.53	15.50	17.28	19.08
33-3021	Detectives & Criminal Investigators	30	29.66	21.06	33.95	22.98	27.82	37.29
33-3031	Fish & Game Wardens	20	25.02	18.35	28.36	18.24	25.59	28.11
33-3051	Police & Sheriff's Patrol Officers	210	20.34	17.17	21.93	17.39	19.35	23.25
33-9032	Security Guards	130	13.57	9.17	15.77	9.85	12.55	17.21
33-9092	Lifeguards, Ski Patrol, & Other Rec. Prot. Svc.	180	7.70	7.32	7.89	7.08	7.45	7.83
35-0000	Food Prep. & Serving-Related Occupations	3,700	9.47	7.65	10.37	7.75	8.83	10.57
35-1011	Chefs & Head Cooks	20	14.32	13.41	14.76	13.01	13.93	14.86
35-1012	First-Line Sup./Mgrs. of Food Prep. & Serving	270	12.49	8.64	14.41	9.56	11.28	15.04
35-2012	Cooks, Institution & Cafeteria	360	10.82	7.75	12.36	8.20	10.72	12.45
35-2014	Cooks, Restaurant	410	10.80	8.41	12.00	9.16	10.84	12.55
35-2021	Food Preparation Workers	240	9.50	8.10	10.20	8.23	9.15	10.52
35-3011	Bartenders	400	8.18	7.49	8.54	7.33	7.97	8.97
35-3021	Combined Food Preparation & Serving Workers, Incl. Fast Food	600	8.48	7.87	8.78	7.90	8.56	9.23
35-3022	Counter Attendants, Cafeteria, Food Concession, & Coffee Shop	ND	8.37	7.72	8.70	7.39	8.10	9.07
35-3031	Waiters & Waitresses	650	9.02	7.54	9.76	7.42	8.19	9.41
35-3041	Food Servers, Nonrestaurant	20	8.91	8.05	9.34	8.08	8.83	9.59
35-9011	Dining Room & Cafeteria Attendants & Bartender Helpers	170	9.08	7.56	9.85	7.69	9.02	10.61
35-9021	Dishwashers	180	8.22	7.53	8.58	7.37	8.06	9.04
35-9031	Hosts & Hostesses, Restaurant, Lounge, & Coffee Shop	110	8.21	7.52	8.55	7.30	7.90	8.83
35-9099	Food Prep. & Serving Rel. Workers, All Other	20	9.79	8.81	10.28	8.69	9.49	10.93
37-0000	Building & Grounds Cleaning & Maint. Occ.	1,570	12.31	8.09	14.43	8.83	11.24	14.90
37-1011	First-Line Sup./Mgrs. of Housekeeping & Janitorial Workers	80	17.49	12.12	20.17	13.42	17.73	20.81
37-1012	First-Line Sup./Mgrs. of Landscaping, Lawn Svc., & Groundskeeping Workers	50	22.24	17.67	24.52	18.19	21.00	25.84
37-2011	Janitors & Cleaners, Exc. Maids & Housekeeping Cleaners	740	12.39	8.69	14.26	9.64	11.94	15.07
37-2012	Maids & Housekeeping Cleaners	400	8.71	7.69	9.21	7.62	8.52	9.59
37-3011	Landscaping & Groundskeeping Workers	170	12.85	8.95	14.79	9.73	12.34	14.53
37-3012	Pesticide Handlers & Applicators, Vegetation	40	14.27	11.08	15.87	11.30	12.78	15.34
37-3019	Grounds Maintenance Workers, All Other	ND	13.79	10.54	15.42	10.77	13.16	15.23
39-0000	Personal Care & Svc. Occupations	1,120	11.07	7.73	12.74	7.98	9.50	11.55
39-1021	First-Line Sup./Mgrs. of Personal Svc. Workers	40	13.23	9.19	15.26	9.93	11.56	15.24
39-2021	Nonfarm Animal Caretakers	30	9.96	7.23	11.33	7.33	9.80	11.52

ND - Not disclosable due to confidentiality of data.

Table continued on page 52

Northwest

Northwest Region

Code	Title	Total Employment	Mean Wage	Mean of Lower 1/3	Mean of Upper 2/3	25th Percentile	50th Percentile	75th Percentile
39-3091	Amusement & Recreation Attendants	50	9.19	8.01	9.79	8.05	8.88	9.89
39-5012	Hairdressers, Hairstylists, & Cosmetologists	100	13.39	8.67	15.76	9.73	13.28	16.82
39-9011	Child Care Workers	220	9.38	8.40	9.86	8.47	9.27	10.07
39-9021	Personal & Home Care Aides	160	10.41	9.10	11.06	9.79	10.63	11.44
39-9031	Fitness Trainers & Aerobics Instructors	80	8.19	7.55	8.51	7.27	7.85	8.91
39-9032	Recreation Workers	110	ND	ND	ND	ND	ND	ND
39-9041	Residential Advisors	ND	16.01	10.20	18.92	11.61	16.29	20.83
41-0000	Sales & Related Occupations	3,670	12.64	7.91	15.00	8.30	10.09	13.75
41-1011	First-Line Sup./Mgrs. of Retail Sales Workers	510	15.19	9.98	17.80	11.23	13.61	17.95
41-1012	First-Line Sup./Mgrs. of Non-Retail Sales	ND	19.96	13.99	22.95	13.97	15.44	28.96
41-2011	Cashiers	1,020	8.75	7.75	9.26	7.75	8.63	9.57
41-2021	Counter & Rental Clerks	90	9.60	7.39	10.69	7.47	8.53	9.63
41-2022	Parts Salespersons	130	13.17	8.62	15.44	9.37	12.57	16.66
41-2031	Retail Salespersons	1,250	11.32	7.74	13.12	7.97	9.48	11.54
41-3011	Advertising Sales Agents	90	12.18	8.95	13.79	10.12	12.09	13.99
41-3021	Insurance Sales Agents	110	17.65	11.27	20.83	12.07	14.26	22.62
41-3099	Sales Representatives, Svc., All Other	ND	19.70	17.33	20.87	16.67	17.89	19.14
41-4011	Sales Representatives, Wholesale & Mfg., Technical & Scientific Products	70	26.44	11.33	34.00	12.09	24.08	34.12
41-4012	Sales Representatives, Wholesale & Mfg., Exc. Technical & Scientific Products	230	18.46	11.77	21.81	13.38	17.25	22.43
41-9011	Demonstrators & Product Promoters	ND	11.81	7.56	13.93	7.58	9.20	11.40
41-9022	Real Estate Sales Agents	40	25.53	12.57	32.01	19.21	29.15	34.42
43-0000	Office & Admin. Support Occupations	5,800	13.79	9.15	16.10	10.19	13.09	16.35
43-1011	First-Line Sup./Mgrs. of Office & Admin. Support Workers	270	18.70	12.62	21.75	13.95	18.01	22.29
43-2011	Switchboard Operators, Incl. Answering Svc.	30	10.76	9.08	11.58	9.44	10.54	12.08
43-3011	Bill & Account Collectors	40	16.23	11.84	18.42	12.66	15.13	19.58
43-3021	Billing & Posting Clerks & Machine Operators	80	14.58	11.64	16.05	12.63	14.13	15.91
43-3031	Bookkeeping, Accounting, & Auditing Clerks	900	14.45	9.16	17.11	10.57	14.19	17.81
43-3051	Payroll & Timekeeping Clerks	50	15.66	10.28	18.35	11.48	15.50	19.73
43-3061	Procurement Clerks	10	18.18	11.56	21.48	12.36	19.42	21.99
43-3071	Tellers	170	10.86	9.58	11.49	9.86	10.76	11.70
43-4031	Court, Municipal, & License Clerks	90	14.43	11.45	15.92	12.18	14.00	16.03
43-4051	Customer Svc. Representatives	230	12.35	9.36	13.85	10.08	11.84	14.22
43-4061	Eligibility Interviewers, Govt. Programs	40	17.94	14.53	19.63	15.43	17.99	20.96
43-4071	File Clerks	40	10.73	8.41	11.89	8.94	10.19	12.19
43-4081	Hotel, Motel, & Resort Desk Clerks	170	9.21	7.90	9.88	8.01	8.99	10.18
43-4111	Interviewers, Exc. Eligibility & Loan	30	12.08	10.37	12.94	10.59	11.67	13.54
43-4121	Library Assistants, Clerical	50	10.78	8.04	12.14	8.56	10.63	12.47
43-4131	Loan Interviewers & Clerks	ND	13.60	11.32	14.73	11.99	13.54	15.08
43-4141	New Accounts Clerks	20	10.55	9.57	11.04	9.98	10.81	11.63
43-4151	Order Clerks	50	11.82	8.86	13.29	9.14	10.30	13.72
43-4161	HR Assist., Exc. Payroll & Timekeeping	20	16.98	14.33	18.30	14.42	15.91	19.64
43-4171	Receptionists & Information Clerks	160	11.46	9.03	12.67	9.76	11.15	13.18
43-4181	Reservation & Transp. Agents & Travel Clerks	40	10.91	8.43	12.14	9.28	10.40	11.37
43-4199	Information & Record Clerks, All Other	150	15.12	11.84	16.75	13.35	14.94	17.47
43-5031	Police, Fire, & Ambulance Dispatchers	70	14.88	13.06	15.78	13.20	14.46	15.98
43-5032	Dispatchers, Exc. Police, Fire, & Ambulance	50	19.87	13.60	23.02	15.85	20.48	24.47

ND - Not disclosable due to confidentiality of data.

Table continued on page 53

Northwest

Northwest Region

Code	Title	Total Employment	Mean Wage	Mean of Lower 1/3	Mean of Upper 2/3	25th Percentile	50th Percentile	75th Percentile
43-5041	Meter Readers, Utilities	10	15.06	11.68	16.74	11.95	14.09	17.11
43-5051	Postal Service Clerks	50	24.47	21.96	25.73	22.51	25.50	25.51
43-5052	Postal Service Mail Carriers	70	23.37	19.37	25.37	21.15	24.96	26.06
43-5053	Postal Service Mail Sorters, Processors, & Processing Machine Operators	40	17.50	10.50	21.01	10.86	14.20	25.50
43-5061	Production, Planning, & Expediting Clerks	10	21.62	15.90	24.49	17.60	20.26	26.06
43-5071	Shipping, Receiving, & Traffic Clerks	80	13.68	10.21	15.42	10.70	12.08	17.18
43-5081	Stock Clerks & Order Fillers	420	10.52	8.32	11.63	8.81	10.10	11.60
43-6011	Executive Secretaries & Admin. Assistants	240	17.46	13.73	19.32	15.07	17.34	19.48
43-6012	Legal Secretaries	ND	13.51	10.80	14.88	11.29	13.66	15.57
43-6013	Medical Secretaries	160	12.52	8.38	14.59	9.21	12.63	15.45
43-6014	Secretaries, Exc. Legal, Medical, & Executive	1,150	12.83	8.62	14.92	9.65	12.74	15.40
43-9011	Computer Operators	20	12.12	10.75	12.81	10.58	11.38	12.61
43-9051	Mail Clerks & Mail Machine Operators, Exc. Postal Service	ND	8.46	7.92	8.74	7.43	8.18	8.92
43-9061	Office Clerks, General	280	12.16	8.95	13.76	9.92	12.05	14.23
43-9199	Office & Admin. Support Workers, All Other	ND	15.66	13.54	16.73	13.74	15.20	17.34
45-0000	Farming, Fishing, & Forestry Occupations	140	17.29	10.20	20.84	11.44	17.28	22.05
45-1011	First-Line Sup./Mgrs. of Farming, Fishing, & Forestry Workers	10	20.02	14.01	23.02	14.85	18.29	23.57
45-2093	Farmworkers, Farm & Ranch Animals	ND	20.74	16.63	22.79	17.17	20.49	23.90
47-0000	Construction & Extraction Occupations	3,460	18.22	12.76	20.95	14.25	17.36	21.36
47-1011	First-Line Sup./Mgrs. of Const. & Extraction	340	25.71	18.28	29.42	19.62	23.74	29.95
47-2031	Carpenters	470	17.90	13.77	19.96	15.22	17.71	20.52
47-2051	Cement Masons & Concrete Finishers	150	20.00	14.82	22.59	16.56	20.29	23.79
47-2061	Construction Laborers	230	13.10	9.99	14.66	10.81	13.35	14.86
47-2073	Operating Eng. & Other Const. Equip. Operators	330	18.79	16.36	20.00	16.75	18.28	20.08
47-2111	Electricians	260	21.03	13.24	24.92	14.47	21.75	25.02
47-2141	Painters, Construction & Maintenance	60	13.45	9.97	15.20	10.30	12.48	15.63
47-2152	Plumbers, Pipefitters, & Steamfitters	ND	16.11	12.93	17.71	14.22	15.71	18.04
47-3012	Helpers - Carpenters	180	14.30	11.01	15.94	11.85	14.02	16.29
47-4011	Construction & Building Inspectors	20	23.78	20.42	25.47	21.04	23.61	26.08
47-4051	Highway Maintenance Workers	50	15.68	11.70	17.66	13.78	15.77	18.23
47-5021	Earth Drillers, Exc. Oil & Gas	ND	16.42	14.71	17.27	14.38	15.71	18.17
47-5071	Roustabouts, Oil & Gas	200	ND	ND	ND	ND	ND	ND
49-0000	Installation, Maint., & Repair Occupations	2,060	19.65	12.31	23.32	14.44	18.60	24.17
49-1011	First-Line Sup./Mgrs. of Mechanics, Installers, & Repairers	180	26.20	16.42	31.11	18.08	27.28	33.32
49-2011	Computer, ATM, & Office Machine Repairers	20	14.29	12.14	15.37	13.26	14.25	15.43
49-2022	Telecommunications Equipment Installers & Repairers, Exc. Line Installers	50	23.65	16.13	27.41	18.72	25.73	29.49
49-2094	Electrical & Electronics Repairers, Commercial & Industrial Equipment	10	25.37	20.29	27.91	21.48	24.44	26.51
49-2097	Electronic Home Entertainment Equipment Installers & Repairers	ND	9.32	8.21	9.87	8.30	9.13	10.58
49-2098	Security & Fire Alarm Systems Installers	10	18.20	14.27	20.17	14.80	17.38	22.13
49-3021	Automotive Body & Related Repairers	50	19.43	13.22	22.53	14.32	20.17	23.91
49-3023	Automotive Svc. Technicians & Mechanics	230	17.91	12.60	20.57	13.93	16.66	21.62
49-3031	Bus & Truck Mechanics & Diesel Engine Spec.	80	20.17	15.72	22.41	17.65	20.96	23.13

ND - Not disclosable due to confidentiality of data.

Table continued on page 54

Northwest

Northwest Region

Code	Title	Total Employment	Mean Wage	Mean of Lower 1/3	Mean of Upper 2/3	25th Percentile	50th Percentile	75th Percentile
49-3041	Farm Equipment Mechanics	60	17.48	14.01	19.21	14.54	16.09	20.30
49-3042	Mobile Heavy Equip. Mechanics, Exc. Engines	60	23.23	17.46	26.11	18.38	22.41	27.11
49-3093	Tire Repairers & Changers	ND	10.73	8.43	11.88	9.04	10.48	12.57
49-9021	Heating, AC, & Refrig. Mechanics & Installers	110	17.39	14.24	18.98	15.49	17.60	19.99
49-9041	Industrial Machinery Mechanics	160	25.81	18.64	29.39	20.87	25.50	29.93
49-9042	Maintenance & Repair Workers, General	560	16.64	10.06	19.93	11.25	16.70	20.62
49-9043	Maintenance Workers, Machinery	80	18.63	16.34	19.77	17.00	18.71	20.31
49-9051	Electrical Power-Line Installers & Repairers	110	30.78	27.13	32.60	27.72	30.74	34.81
49-9098	Helpers – Installation, Maint., & Repair Workers	50	13.38	9.70	15.21	10.52	12.66	16.43
49-9099	Install., Maint., & Repair Workers, All Other	30	20.76	16.40	22.95	17.81	20.05	23.11
51-0000	Production Occupations	1,700	16.61	9.47	20.18	10.78	15.73	21.36
51-1011	First-Line Sup./Mgrs. of Production & Operating Workers	160	22.84	15.53	26.50	17.34	22.25	26.67
51-2022	Electrical & Electronic Equip. Assemblers	10	11.34	8.64	12.70	8.95	11.18	13.95
51-2092	Team Assemblers	20	14.40	9.16	17.03	9.73	14.65	18.13
51-2099	Assemblers & Fabricators, All Other	ND	10.74	8.72	11.75	9.24	10.56	12.05
51-3011	Bakers	70	9.62	8.35	10.25	8.57	9.60	10.83
51-3021	Butchers & Meat Cutters	50	13.59	10.48	15.15	10.52	11.58	16.48
51-3022	Meat, Poultry, & Fish Cutters & Trimmers	ND	10.08	8.05	11.10	8.57	10.42	11.73
51-3093	Food Cooking Machine Operators & Tenders	60	7.95	7.46	8.18	7.17	7.68	8.70
51-4031	Cutting, Punching, & Press Machine Setters, Operators, & Tenders, Metal & Plastic	20	13.22	10.07	14.80	10.96	12.70	14.31
51-4041	Machinists	60	17.34	13.00	19.52	13.80	16.09	21.64
51-4121	Welders, Cutters, Solderers, & Brazers	110	17.83	13.48	20.01	14.35	16.85	20.01
51-5023	Printing Machine Operators	30	10.38	7.35	11.90	7.28	7.90	13.11
51-6011	Laundry & Dry-Cleaning Workers	60	10.09	8.14	11.07	8.56	9.81	11.17
51-6031	Sewing Machine Operators	20	8.93	7.29	9.75	7.26	8.49	10.82
51-6052	Tailors, Dressmakers, & Custom Sewers	20	12.10	10.53	12.89	10.98	12.24	13.53
51-7011	Cabinetmakers & Bench Carpenters	50	19.55	12.11	23.26	14.07	18.89	24.11
51-8031	Water & Waste Treatment & System Op.	50	18.45	13.92	20.70	15.48	18.12	21.60
51-8092	Gas Plant Operators	110	24.99	18.60	28.19	20.74	25.55	29.29
51-8093	Petroleum Pump System Op., Refinery Op.	ND	27.57	23.43	29.64	25.06	27.47	30.12
51-9021	Crushing, Grinding, & Polishing Machine Setters, Operators, & Tenders	30	18.36	14.49	20.31	14.91	17.84	22.17
51-9023	Mixing & Blending Machine Setters, Operators, & Tenders	30	17.50	16.50	18.00	15.96	17.20	18.47
51-9051	Furnace, Kiln, Oven, & Kettle Op. & Tenders	30	20.51	18.11	21.70	18.69	20.13	21.99
51-9061	Inspectors, Testers, Sorters, & Weighers	60	20.14	13.28	23.57	14.57	19.75	22.95
51-9111	Packaging & Filling Machine Op. & Tenders	110	15.70	10.49	18.30	11.21	16.04	19.68
51-9122	Painters, Transportation Equipment	20	24.02	22.20	24.93	22.62	24.32	26.03
51-9198	Helpers – Production Workers	60	12.14	9.21	13.61	9.77	12.09	14.44
53-0000	Transp. & Material Moving Occupations	2,620	15.70	8.77	19.17	9.79	15.14	19.53
53-1021	First-Line Sup./Mgrs. of Helpers, Laborers, & Material Movers, Hand	20	19.99	16.43	21.77	17.31	19.18	22.54
53-1031	First-Line Sup./Mgrs. of Transp. & Material-Moving Machine & Vehicle Operators	110	28.21	20.47	32.07	22.28	25.91	33.38
53-3022	Bus Drivers, School	190	12.25	7.85	14.45	8.44	11.20	16.10
53-3031	Driver/Sales Workers	200	11.27	7.60	13.10	7.69	9.00	15.23
53-3032	Truck Drivers, Heavy & Tractor-Trailer	940	17.12	11.62	19.86	13.69	16.61	20.02

ND - Not disclosable due to confidentiality of data.

Table continued on page 55

Northwest

Northwest Region

Code	Title	Total Employment	Mean Wage	Mean of Lower 1/3	Mean of Upper 2/3	25th Percentile	50th Percentile	75th Percentile
53-3033	Truck Drivers, Light or Delivery Svc.	130	13.93	7.58	17.11	7.81	10.17	19.21
53-3041	Taxi Drivers & Chauffeurs	20	13.44	9.38	15.47	9.97	13.31	16.84
53-6031	Service Station Attendants	30	10.56	7.71	11.99	7.80	9.13	13.01
53-6099	Transportation Workers, All Other	30	12.79	8.96	14.69	9.73	12.89	15.14
53-7051	Industrial Truck & Tractor Operators	70	18.85	14.29	21.13	15.43	17.81	20.11
53-7061	Cleaners of Vehicles & Equipment	50	8.22	7.37	8.65	7.30	7.91	8.95
53-7062	Laborers & Freight, Stock, & Movers, Hand	300	12.54	8.60	14.52	9.50	13.24	14.75
53-7064	Packers & Packagers, Hand	130	8.94	7.36	9.73	7.35	8.10	10.02
53-7081	Refuse & Recyclable Material Collectors	ND	16.14	12.68	17.87	13.81	16.32	18.32

ND - Not disclosable due to confidentiality of data.

Southwest Region

Code	Title	Total Employment	Mean Wage	Mean of Lower 1/3	Mean of Upper 2/3	25th Percentile	50th Percentile	75th Percentile
00-0000	Total all occupations	64,300	20.50	10.19	25.65	11.95	17.66	25.60
11-0000	Management Occupations	2,940	39.58	20.13	49.30	24.18	34.76	50.09
11-1011	Chief Executives	60	56.09	29.19	69.55	36.95	53.21	64.35
11-1021	General & Operations Managers	1,230	46.43	24.06	57.63	27.48	41.65	56.82
11-1031	Legislators*	80	40,661	18,155	51,914	16,553	41,895	47,928
11-2022	Sales Managers	40	34.47	21.12	41.14	22.82	32.53	40.48
11-3011	Administrative Services Managers	60	33.44	27.12	36.60	29.97	33.31	36.30
11-3021	Computer & Info. Systems Managers	30	35.13	27.94	38.73	29.76	33.87	41.48
11-3031	Financial Managers	140	50.73	25.33	63.42	30.49	44.69	67.80
11-3049	Human Resources Managers, All Other	20	34.31	21.67	40.64	22.80	35.80	41.58
11-3051	Industrial Production Managers	70	51.13	34.50	59.44	43.54	54.93	62.70
11-3061	Purchasing Managers	10	39.69	34.24	42.42	34.82	38.53	44.02
11-3071	Transp., Storage, & Distribution Managers	20	35.08	20.82	42.22	22.76	32.23	46.54
11-9021	Construction Managers	120	40.49	27.40	47.04	28.68	34.49	53.90
11-9031	Education Admin., Preschool & Child Care	ND	19.36	13.53	22.29	14.28	21.18	23.21
11-9032	Education Admin., Elem. & Secondary*	ND	84,175	72,260	90,132	77,140	85,305	94,029
11-9041	Engineering Managers	80	50.34	37.41	56.81	39.91	50.09	60.38
11-9051	Food Service Managers	190	25.60	12.39	32.20	14.50	27.17	32.22
11-9081	Lodging Managers	ND	20.10	13.21	23.54	13.03	14.18	22.59
11-9111	Medical & Health Services Managers	110	32.78	21.35	38.49	23.01	31.31	40.83
11-9121	Natural Sciences Managers	20	43.49	35.96	47.26	37.40	44.48	51.01
11-9131	Postmasters & Mail Superintendents	40	23.73	14.94	28.13	16.97	24.18	26.53
11-9141	Property, Real Estate, & Community Association Managers	40	33.48	15.59	42.41	18.23	26.57	36.49
11-9151	Social & Community Service Managers	40	28.80	15.38	35.50	17.00	28.33	37.67
11-9199	Managers, All Other	180	31.69	18.59	38.24	21.06	30.58	40.26
13-0000	Business & Financial Op. Occupations	1,450	33.52	17.04	41.76	19.63	26.50	38.92
13-1022	Wholesale & Retail Buyers, Exc. Farm Prod.	ND	18.53	16.92	19.33	16.86	18.18	19.85
13-1023	Purch. Agents, Exc. Wholesale, Retail, & Farm	90	26.23	15.93	31.38	17.91	23.23	36.36

*Annual wages (see Wage Survey Definitions, page 6).

ND - Not disclosable due to confidentiality of data.

Table continued on page 56

Southwest Region

Code	Title	Total Employment	Mean Wage	Mean of Lower 1/3	Mean of Upper 2/3	25th Percentile	50th Percentile	75th Percentile
13-1041	Compliance Officers, Exc. Agriculture, Construction, Health & Safety, & Transp.	70	19.94	9.67	25.09	9.97	17.35	27.97
13-1051	Cost Estimators	70	21.47	15.84	24.29	17.60	21.71	24.48
13-1061	Emergency Management Specialists	10	23.24	13.21	28.26	14.80	25.68	30.60
13-1071	Employment, Recruit., & Placement Spec.	30	21.56	17.42	23.62	18.71	21.11	23.08
13-1072	Comp., Benefits, & Job Analysis Spec.	20	22.58	19.12	24.31	20.07	22.66	25.17
13-1073	Training & Development Specialists	30	26.85	13.06	33.75	14.54	21.97	43.48
13-1079	HR, Training, & Labor Rel. Spec., All Other	40	24.96	17.37	28.75	19.33	24.03	30.55
13-1111	Management Analysts	100	ND	ND	ND	ND	ND	ND
13-1121	Meeting & Convention Planners	ND	20.77	16.23	23.04	18.06	20.61	24.28
13-1199	Business Operations Specialists, All Other	210	39.84	20.51	49.51	23.51	31.21	47.71
13-2011	Accountants & Auditors	350	36.13	19.64	44.37	22.47	30.30	40.61
13-2021	Appraisers & Assessors of Real Estate	30	24.23	17.40	27.64	19.68	24.49	27.93
13-2041	Credit Analysts	ND	21.57	18.04	23.32	18.54	20.95	24.58
13-2051	Financial Analysts	20	ND	ND	ND	ND	ND	ND
13-2052	Personal Financial Advisors	110	35.42	17.51	44.37	18.49	37.60	44.09
13-2072	Loan Officers	150	28.70	15.68	35.20	17.45	27.31	39.44
13-2081	Tax Examiners, Collectors, & Revenue Agents	10	25.93	17.94	29.92	19.42	23.54	28.91
13-2099	Financial Specialists, All Other	ND	23.34	14.50	27.77	15.71	21.95	28.08
15-0000	Computer & Mathematical Occupations	320	28.37	17.96	33.57	20.52	27.92	33.20
15-1021	Computer Programmers	50	27.60	24.23	29.28	25.63	27.95	30.49
15-1041	Computer Support Specialists	90	21.75	13.97	25.64	15.38	21.36	27.35
15-1051	Computer Systems Analysts	ND	30.68	26.43	32.81	29.38	31.71	34.18
15-1061	Database Admin.	10	29.53	19.69	34.45	20.08	30.04	34.63
15-1071	Network & Computer Systems Admin.	60	29.01	21.83	32.60	25.27	30.08	34.26
15-1081	Network Systems & Data Comm. Analysts	50	24.40	16.10	28.54	17.32	22.27	33.05
15-1099	Computer Specialists, All Other	10	42.18	29.62	48.47	34.92	44.82	51.98
17-0000	Architecture & Engineering Occupations	1,480	33.64	20.38	40.26	23.73	29.72	39.42
17-1011	Architects, Exc. Landscape & Naval	100	29.53	23.26	32.67	23.58	26.24	32.34
17-1012	Landscape Architects	30	33.10	29.43	34.95	29.23	32.11	37.35
17-1021	Cartographers & Photogrammetrists	ND	27.85	17.22	33.15	18.86	25.96	30.32
17-1022	Surveyors	140	23.23	14.92	27.38	16.35	23.62	28.85
17-2041	Chemical Engineers	80	70.10	36.26	87.02	42.74	57.23	ND
17-2051	Civil Engineers	190	33.16	26.06	36.71	27.81	32.17	38.27
17-2071	Electrical Engineers	70	39.76	29.56	44.87	32.93	42.25	47.27
17-2072	Electronics Engineers, Exc. Computer	20	39.15	32.84	42.29	37.09	40.23	43.87
17-2081	Environmental Engineers	50	32.64	23.97	36.97	25.51	31.92	35.90
17-2111	Health & Safety Engineers, Exc. Mining Safety Engineers & Inspectors	20	37.07	27.41	41.89	29.06	39.54	45.70
17-2112	Industrial Engineers	60	43.61	32.90	48.96	36.94	42.58	48.81
17-2141	Mechanical Engineers	30	36.50	23.85	42.83	26.05	36.26	46.55
17-2151	Mining & Geological Eng., Incl. Mining Safety	50	41.77	33.97	45.67	35.98	41.66	48.51
17-2171	Petroleum Engineers	340	33.78	20.13	40.60	22.24	28.49	33.43
17-2199	Engineers, All Other	20	41.20	26.04	48.77	37.70	46.40	51.99
17-3011	Architectural & Civil Drafters	40	23.33	20.00	24.99	21.50	23.64	25.89
17-3019	Drafters, All Other	20	29.24	23.50	32.11	23.52	26.06	36.06
17-3022	Civil Engineering Technicians	ND	25.69	24.04	26.50	23.98	25.74	27.76
17-3023	Electrical & Electronic Eng. Technicians	30	27.56	18.21	32.24	26.39	29.83	34.00
17-3029	Engineering Tech., Exc. Drafters, All Other	20	29.57	20.31	34.20	22.62	27.14	36.96

ND - Not disclosable due to confidentiality of data.

Table continued on page 57

Southwest Region

Code	Title	Total Employment	Mean Wage	Mean of Lower 1/3	Mean of Upper 2/3	25th Percentile	50th Percentile	75th Percentile
17-3031	Surveying & Mapping Technicians	70	16.17	11.66	18.43	13.21	14.80	20.97
19-0000	Life, Physical, & Social Science Occupations	1,140	23.84	14.13	28.70	14.93	22.62	30.62
19-1013	Soil & Plant Scientists	20	24.88	20.59	27.02	22.25	24.88	28.27
19-1023	Zoologists & Wildlife Biologists	80	25.09	18.27	28.50	19.97	23.89	30.11
19-1029	Biological Scientists, All Other	50	28.16	20.65	31.91	23.38	28.28	33.74
19-1031	Conservation Scientists	50	22.53	13.12	27.23	14.92	22.62	29.41
19-1032	Foresters	10	28.22	23.10	30.78	25.63	29.19	32.83
19-2031	Chemists	ND	33.07	24.52	37.35	26.75	31.77	39.59
19-2041	Environmental Sci. & Spec., Incl. Health	40	27.93	22.20	30.79	22.40	24.59	29.18
19-2043	Hydrologists	10	26.06	20.67	28.75	21.99	24.67	29.24
19-3021	Market Research Analysts	70	21.32	14.61	24.67	15.65	21.49	25.08
19-3031	Clinical, Counseling, & School Psychologists	50	29.70	22.50	33.31	25.88	30.43	34.62
19-3051	Urban & Regional Planners	30	27.24	23.11	29.30	23.33	25.59	30.70
19-3091	Anthropologists & Archeologists	70	27.72	18.80	32.19	21.67	27.37	35.57
19-4031	Chemical Technicians	60	23.06	13.77	27.72	15.18	23.66	29.97
19-4041	Geological & Petroleum Technicians	ND	32.13	21.30	37.55	29.50	34.63	40.18
19-4093	Forest & Conservation Technicians	250	15.61	12.46	17.18	13.34	14.92	16.65
19-4099	Life, Physical, & Social Sci. Tech., All Other	ND	23.08	18.81	25.22	20.47	23.02	26.04
21-0000	Community & Social Services Occupations	540	20.51	13.02	24.26	15.38	20.62	25.10
21-1012	Educational, Voc., & School Counselors	80	29.26	24.57	31.61	26.03	29.11	32.72
21-1015	Rehabilitation Counselors	20	20.04	16.24	21.93	17.03	19.38	22.32
21-1021	Child, Family, & School Social Workers	140	21.28	16.41	23.71	18.82	21.39	24.01
21-1022	Medical & Public Health Social Workers	20	22.67	18.81	24.61	21.24	23.51	25.60
21-1023	Mental Health & Subst. Abuse Social Workers	80	19.52	15.30	21.64	16.15	19.10	22.69
21-1091	Health Educators	30	18.74	13.88	21.17	14.24	18.94	22.82
21-1093	Social & Human Service Assistants	80	11.34	8.09	12.95	8.83	10.73	13.55
21-1099	Community & Social Svc. Spec., All Other	20	19.05	11.61	22.77	13.41	18.54	24.54
23-0000	Legal Occupations	290	ND	ND	ND	ND	ND	ND
23-1011	Lawyers	110	59.85	25.48	77.03	28.75	40.07	ND
23-1023	Judges, Magistrate Judges, & Magistrates	20	ND	ND	ND	ND	ND	ND
23-2011	Paralegals & Legal Assistants	30	17.57	11.38	20.65	11.91	17.20	22.72
23-2093	Title Examiners, Abstractors, & Searchers	ND	15.30	12.75	16.57	12.62	13.76	15.57
25-0000	Education, Training, & Library Occupations	ND	20.76	10.41	25.94	12.74	21.89	28.23
25-2011	Preschool Teachers, Exc. Special Education	250	18.21	12.68	20.97	14.12	16.72	19.55
25-2012	Kindergarten Teachers, Exc. Special Ed.*	100	52,661	41,514	58,233	44,722	52,890	61,319
25-2021	Elem. Teachers, Exc. Special Education*	570	55,655	44,463	61,251	48,570	57,191	64,276
25-2022	Middle School Teachers, Exc. Special & Voc. Ed.*	210	55,158	44,697	60,387	47,757	56,558	63,086
25-2023	Vocational Ed. Teachers, Middle School*	20	54,516	45,660	58,945	47,388	55,530	62,017
25-2031	Secondary Teachers, Exc. Special & Voc. Ed.*	420	56,312	45,431	61,753	49,182	57,300	64,368
25-2032	Voc. Education Teachers, Secondary School*	30	55,770	48,339	59,485	50,658	56,336	60,613
25-2041	Special Education Teachers, Preschool, Kindergarten, & Elementary School*	ND	53,671	43,383	58,814	46,449	54,196	61,770
25-2042	Special Education Teachers, Middle School*	60	52,946	45,178	56,831	46,839	52,947	59,574
25-2043	Special Education Teachers, Secondary School*	70	55,403	46,374	59,918	48,557	55,656	63,346
25-3021	Self-Enrichment Education Teachers	30	21.25	14.03	24.85	16.60	21.21	25.75
25-4012	Curators	20	36.53	20.41	44.60	22.29	28.17	56.34
25-4013	Museum Technicians & Conservators	10	15.18	13.48	16.03	13.34	14.18	15.48
25-4021	Librarians	50	28.45	23.49	30.93	25.36	29.08	32.26

*Annual wages (see Wage Survey Definitions, page 6).

ND - Not disclosable due to confidentiality of data.

Table continued on page 58

Southwest Region

Code	Title	Total Employment	Mean Wage	Mean of Lower 1/3	Mean of Upper 2/3	25th Percentile	50th Percentile	75th Percentile
25-4031	Library Technicians	60	12.91	9.33	14.71	10.33	12.32	15.60
25-9031	Instructional Coordinators	ND	27.33	16.96	32.52	22.39	28.70	33.18
25-9041	Teacher Assistants*	ND	21,535	15,808	24,398	16,333	20,832	26,542
27-0000	Arts, Design, Ent., Sports, & Media Occs.	810	16.84	8.14	21.19	8.92	14.45	22.69
27-1023	Floral Designers	50	14.56	11.06	16.30	11.79	14.45	16.26
27-1024	Graphic Designers	80	18.37	9.40	22.86	11.16	20.19	23.95
27-2012	Producers & Directors	10	26.89	18.85	30.91	20.75	23.25	30.36
27-2022	Coaches & Scouts*	240	29,076	15,354	35,937	15,548	18,952	44,466
27-2041	Music Directors & Composers	20	23.61	16.19	27.31	21.28	25.21	27.99
27-3011	Radio & Television Announcers	30	10.58	8.13	11.80	8.96	10.95	12.07
27-3022	Reporters & Correspondents	50	18.62	10.50	22.68	11.69	14.62	23.76
27-3031	Public Relations Specialists	50	21.95	15.12	25.36	16.17	21.12	26.98
27-3041	Editors	20	17.46	10.80	20.80	11.36	15.53	23.42
27-3043	Writers & Authors	20	ND	ND	ND	ND	ND	ND
27-4021	Photographers	30	22.99	14.72	27.13	19.02	23.48	29.62
29-0000	Healthcare Pract. & Technical Occupations	2,210	31.06	15.95	38.60	19.16	26.07	33.30
29-1011	Chiropractors	20	38.43	18.59	48.35	20.14	22.63	29.88
29-1021	Dentists, General	60	59.58	25.40	76.67	28.45	48.91	ND
29-1041	Optometrists	20	29.07	20.74	33.23	20.88	22.96	37.02
29-1051	Pharmacists	90	48.33	41.46	51.77	44.79	49.13	54.16
29-1062	Family & General Practitioners	50	75.70	46.23	90.43	60.33	75.59	ND
29-1063	Internists, General	ND	87.63	48.40	107.24	62.06	ND	ND
29-1067	Surgeons	ND	102.85	ND	ND	80.10	ND	ND
29-1069	Physicians & Surgeons, All Other	ND	56.80	30.33	70.05	43.33	49.85	76.42
29-1071	Physician Assistants	ND	44.67	35.43	49.29	40.59	47.58	51.56
29-1111	Registered Nurses	650	27.10	21.52	29.90	23.61	26.96	30.61
29-1122	Occupational Therapists	30	28.90	22.09	32.30	25.47	28.68	32.45
29-1123	Physical Therapists	60	31.39	27.32	33.42	27.74	30.79	35.47
29-1125	Recreational Therapists	20	24.03	17.28	27.41	20.23	23.19	30.95
29-1126	Respiratory Therapists	30	23.36	18.05	26.00	19.10	23.60	26.84
29-1127	Speech-Language Pathologists	40	27.39	22.25	29.97	24.83	28.37	31.41
29-1131	Veterinarians	ND	31.65	23.23	35.87	24.64	29.35	37.17
29-2011	Medical & Clinical Laboratory Technologists	60	26.78	22.03	29.15	23.83	26.99	30.14
29-2012	Medical & Clinical Laboratory Technicians	40	16.67	10.91	19.55	11.90	15.76	21.28
29-2021	Dental Hygienists	90	31.40	20.96	36.62	25.76	31.53	40.18
29-2034	Radiologic Technologists & Technicians	70	23.83	17.35	27.06	19.94	24.19	28.95
29-2041	Emergency Medical Tech. & Paramedics	250	15.87	10.27	18.67	11.43	14.50	18.46
29-2052	Pharmacy Technicians	70	14.89	12.36	16.15	13.07	14.92	16.95
29-2055	Surgical Technologists	20	15.92	12.90	17.43	13.60	15.41	17.90
29-2061	Licensed Practical & Licensed Voc. Nurses	130	18.88	14.75	20.94	16.06	19.01	21.92
29-2071	Medical Records & Health Info. Technicians	ND	17.86	12.10	20.73	12.91	16.69	22.22
29-9011	Occupational Health & Safety Specialists	100	34.63	24.50	39.68	27.05	34.91	42.02
31-0000	Healthcare Support Occupations	1,000	12.52	9.15	14.20	10.01	11.82	14.54
31-1011	Home Health Aides	100	12.60	9.58	14.11	10.36	11.65	14.83
31-1012	Nursing Aides, Orderlies, & Attendants	450	12.14	9.78	13.32	10.33	11.65	13.47
31-2021	Physical Therapist Assistants	30	21.75	16.79	24.24	19.36	22.60	24.97
31-2022	Physical Therapist Aides	30	12.70	10.07	14.01	10.78	13.31	14.83
31-9011	Massage Therapists	ND	8.53	7.24	9.16	7.10	7.50	8.54

*Annual wages (see Wage Survey Definitions, page 6).

ND - Not disclosable due to confidentiality of data.

Table continued on page 59

Southwest Region

Code	Title	Total Employment	Mean Wage	Mean of Lower 1/3	Mean of Upper 2/3	25th Percentile	50th Percentile	75th Percentile
31-9091	Dental Assistants	100	13.03	9.20	14.95	10.02	12.38	15.35
31-9092	Medical Assistants	140	13.63	9.46	15.72	10.08	13.54	16.44
31-9093	Medical Equipment Preparers	20	12.97	10.37	14.27	10.53	11.70	15.15
31-9094	Medical Transcriptionists	40	12.18	7.97	14.28	8.59	12.80	15.09
31-9096	Veterinary Assist. & Lab. Animal Caretakers	ND	9.12	7.89	9.74	8.01	8.83	9.75
31-9099	Healthcare Support Workers, All Other	20	11.88	9.60	13.02	9.88	10.90	13.49
33-0000	Protective Service Occupations	1,170	22.17	13.14	26.68	15.32	22.47	27.63
33-1011	First-Line Sup./Mgrs. of Correctional Officers	20	28.43	26.92	29.19	26.46	28.38	30.58
33-1012	First-Line Sup./Mgrs. of Police & Detectives	110	31.75	23.05	36.10	25.66	31.62	37.85
33-1021	First-Line Sup./Mgrs. of Fire Fighting & Prev.	ND	35.52	32.92	36.82	32.92	35.41	38.57
33-1099	First-Line Sup./Mgrs., Protective Svc., All Other	20	19.51	14.16	22.19	14.39	17.81	22.60
33-2021	Fire Inspectors & Investigators	10	27.94	21.71	31.06	22.84	27.49	32.44
33-3012	Correctional Officers & Jailers	90	22.93	19.20	24.79	20.10	23.13	25.86
33-3021	Detectives & Criminal Investigators	40	27.00	24.74	28.13	24.38	26.30	28.29
33-3051	Police & Sheriff's Patrol Officers	320	ND	ND	ND	ND	ND	ND
33-9011	Animal Control Workers	ND	14.75	8.39	17.92	7.71	15.26	17.80
33-9032	Security Guards	150	12.81	10.27	14.08	10.60	12.14	14.61
33-9091	Crossing Guards	30	13.38	8.61	15.77	9.39	11.26	13.54
33-9092	Lifeguards, Ski Patrol, & Other Rec. Prot. Svc..	90	12.09	8.68	13.79	9.59	11.64	14.21
33-9099	Protective Service Workers, All Other	120	18.72	13.42	21.38	14.98	18.48	21.03
35-0000	Food Prep. & Serving-Related Occupations	5,870	10.93	7.54	12.62	7.79	9.58	12.93
35-1011	Chefs & Head Cooks	140	22.84	15.01	26.76	17.01	20.63	25.67
35-1012	First-Line Sup./Mgrs. of Food Prep. & Serving	430	14.48	9.17	17.14	9.80	13.39	17.60
35-2011	Cooks, Fast Food	280	10.42	8.50	11.37	8.73	10.51	12.23
35-2012	Cooks, Institution & Cafeteria	250	12.15	9.09	13.68	10.04	11.90	14.34
35-2014	Cooks, Restaurant	590	13.40	9.74	15.22	10.55	13.22	15.66
35-2019	Cooks, All Other	ND	15.88	10.54	18.54	12.95	17.62	19.34
35-2021	Food Preparation Workers	460	11.79	8.91	13.22	9.61	11.23	13.51
35-3011	Bartenders	730	9.43	7.35	10.46	7.41	8.35	9.84
35-3021	Combined Food Preparation & Serving Workers, Incl. Fast Food	720	10.47	8.09	11.67	8.49	10.01	12.30
35-3022	Counter Attendants, Cafeteria, Food Concession, & Coffee Shop	120	9.19	8.55	9.51	8.41	9.08	9.73
35-3031	Waiters & Waitresses	1,260	8.68	7.37	9.34	7.15	7.59	8.29
35-3041	Food Servers, Nonrestaurant	30	9.92	8.13	10.82	8.54	9.77	11.17
35-9011	Dining Room & Cafeteria Attendants & Bartender Helpers	220	9.52	7.43	10.56	7.44	8.45	11.83
35-9021	Dishwashers	340	10.02	7.46	11.30	7.75	9.72	11.63
35-9031	Hosts & Hostesses, Restaurant, Lounge, & Coffee Shop	220	10.25	7.39	11.68	7.48	8.42	12.12
37-0000	Building & Grounds Cleaning & Maintenance Occupations	3,340	12.81	8.40	15.01	9.11	11.44	15.17
37-1011	First-Line Sup./Mgrs. of Housekeeping & Janitorial Workers	170	16.82	11.07	19.69	12.04	14.74	20.54
37-1012	First-Line Sup./Mgrs. of Landscaping, Lawn Svc., & Groundskeeping Workers	70	22.60	17.76	25.03	18.01	20.35	26.85
37-2011	Janitors & Cleaners, Exc. Maids & Housekeeping Cleaners	880	14.12	9.52	16.41	10.90	13.80	16.76
37-2012	Maids & Housekeeping Cleaners	1,560	9.63	8.10	10.39	8.35	9.42	10.80

ND - Not disclosable due to confidentiality of data.

Table continued on page 60

Southwest Region

Code	Title	Total Employment	Mean Wage	Mean of Lower 1/3	Mean of Upper 2/3	25th Percentile	50th Percentile	75th Percentile
37-2021	Pest Control Workers	30	24.18	11.71	30.42	12.96	30.11	33.20
37-3011	Landscaping & Groundskeeping Workers	480	15.08	10.88	17.17	12.08	14.19	17.68
39-0000	Personal Care & Service Occupations	1,820	12.34	8.32	14.36	9.11	11.13	14.13
39-1021	First-Line Sup./Mgrs. of Personal Svc. Workers	120	16.30	8.77	20.08	9.14	14.85	21.43
39-2021	Nonfarm Animal Caretakers	ND	8.90	7.95	9.38	7.83	8.60	9.37
39-3091	Amusement & Recreation Attendants	210	10.63	7.86	12.02	8.10	9.52	12.34
39-5012	Hairdressers, Hairstylists, & Cosmetologists	120	11.45	7.92	13.21	8.06	9.43	14.62
39-6011	Baggage Porters & Bellhops	40	12.27	8.75	14.03	9.43	13.23	14.67
39-6012	Concierges	20	12.76	9.90	14.20	10.81	12.99	14.69
39-6021	Tour Guides & Escorts	180	12.70	10.54	13.77	10.30	11.13	16.30
39-9011	Child Care Workers	300	11.09	8.60	12.32	9.30	10.65	12.22
39-9021	Personal & Home Care Aides	250	11.71	10.16	12.48	10.49	11.67	13.09
39-9031	Fitness Trainers & Aerobics Instructors	70	ND	ND	ND	ND	ND	ND
39-9032	Recreation Workers	180	13.99	7.74	17.12	8.42	11.64	17.25
39-9041	Residential Advisors	30	16.10	12.10	18.09	12.78	16.20	18.87
41-0000	Sales & Related Occupations	5,310	14.98	8.30	18.33	9.13	11.83	17.08
41-1011	First-Line Sup./Mgrs. of Retail Sales Workers	630	17.96	12.16	20.86	13.59	16.85	19.46
41-1012	First-Line Sup./Mgrs. of Non-Retail Sales	90	ND	ND	ND	ND	ND	ND
41-2011	Cashiers	1,680	9.82	7.91	10.76	8.18	9.45	11.35
41-2021	Counter & Rental Clerks	220	9.81	7.35	11.04	7.46	8.78	11.74
41-2022	Parts Salespersons	ND	16.04	12.21	17.95	13.13	15.37	19.02
41-2031	Retail Salespersons	1,710	12.50	8.29	14.61	9.17	11.24	14.46
41-3011	Advertising Sales Agents	70	23.63	10.43	30.24	12.61	16.60	25.56
41-3021	Insurance Sales Agents	90	21.64	15.47	24.71	16.44	20.71	27.12
41-3031	Securities, Commodities, & Fin. Svc. Sales	30	ND	ND	ND	ND	ND	ND
41-3041	Travel Agents	60	20.30	13.70	23.60	14.17	19.59	22.66
41-3099	Sales Representatives, Services, All Other	60	24.64	13.13	30.39	14.37	18.51	27.34
41-4011	Sales Representatives, Wholesale & Mfg., Technical & Scientific Products	80	38.82	20.15	48.15	23.79	39.24	51.01
41-4012	Sales Representatives, Wholesale & Mfg., Exc. Technical & Scientific Products	300	22.25	14.21	26.27	18.57	22.58	27.08
41-9021	Real Estate Brokers	ND	30.26	20.07	35.35	20.05	22.05	31.38
41-9022	Real Estate Sales Agents	ND	25.93	19.36	29.21	21.74	26.09	30.46
41-9099	Sales & Related Workers, All Other	20	16.00	11.24	18.37	12.78	16.91	19.03
43-0000	Office & Admin. Support Occupations	7,330	15.42	9.89	18.19	11.22	14.49	18.52
43-1011	First-Line Sup./Mgrs. of Office & Admin. Support Workers	410	22.62	14.63	26.61	16.82	21.06	26.75
43-2011	Switchboard Operators, Incl. Answering Svc.	20	12.76	9.53	14.36	10.24	11.81	14.71
43-3011	Bill & Account Collectors	60	18.64	13.15	21.39	14.29	18.56	21.55
43-3021	Billing & Posting Clerks & Machine Operators	110	17.28	13.00	19.41	13.86	16.00	20.10
43-3031	Bookkeeping, Accounting, & Auditing Clerks	1,110	18.19	12.45	21.05	14.20	17.44	21.42
43-3051	Payroll & Timekeeping Clerks	70	18.46	13.98	20.71	14.93	18.17	22.21
43-3061	Procurement Clerks	10	19.38	14.35	21.89	16.85	19.87	22.39
43-3071	Tellers	240	12.13	9.88	13.25	10.21	11.43	14.18
43-4031	Court, Municipal, & License Clerks	110	19.28	15.53	21.16	16.15	18.02	20.36
43-4051	Customer Service Representatives	160	14.77	11.19	16.57	12.20	14.19	16.15
43-4081	Hotel, Motel, & Resort Desk Clerks	500	10.07	8.24	10.99	8.46	9.43	11.65
43-4111	Interviewers, Exc. Eligibility & Loan	40	11.67	10.44	12.29	10.45	11.39	12.88
43-4121	Library Assistants, Clerical	30	10.92	7.45	12.64	7.71	10.72	13.92

ND - Not disclosable due to confidentiality of data.

Table continued on page 61

Southwest Region

Code	Title	Total Employment	Mean Wage	Mean of Lower 1/3	Mean of Upper 2/3	25th Percentile	50th Percentile	75th Percentile
43-4131	Loan Interviewers & Clerks	80	15.16	11.41	17.03	12.09	14.88	18.15
43-4141	New Accounts Clerks	70	13.62	10.75	15.07	11.17	13.25	15.48
43-4151	Order Clerks	40	13.83	11.10	15.19	11.83	13.80	15.74
43-4161	HR Assistants, Exc. Payroll & Timekeeping	50	20.52	15.35	23.10	16.91	19.90	24.32
43-4171	Receptionists & Information Clerks	200	12.09	9.16	13.55	10.08	12.06	14.03
43-4181	Reservation & Transp. Agents & Travel Clerks	90	12.07	9.01	13.60	9.73	12.55	13.95
43-4199	Information & Record Clerks, All Other	60	15.62	12.90	16.99	13.36	14.94	16.66
43-5021	Couriers & Messengers	ND	12.18	11.15	12.68	11.03	12.00	12.99
43-5031	Police, Fire, & Ambulance Dispatchers	60	19.88	16.06	21.80	16.91	19.53	23.25
43-5032	Dispatchers, Exc. Police, Fire, & Ambulance	50	ND	ND	ND	ND	ND	ND
43-5041	Meter Readers, Utilities	20	20.15	14.31	23.07	16.73	19.58	25.39
43-5051	Postal Service Clerks	40	24.40	21.86	25.67	22.96	25.50	25.51
43-5052	Postal Service Mail Carriers	40	25.02	22.73	26.16	25.34	26.06	26.07
43-5053	Postal Service Mail Sorters, Processors, & Processing Machine Operators	80	18.05	10.72	21.72	11.64	16.98	25.50
43-5061	Production, Planning, & Expediting Clerks	30	24.67	20.85	26.58	21.11	22.93	26.60
43-5071	Shipping, Receiving, & Traffic Clerks	120	16.54	11.38	19.13	12.20	14.32	20.95
43-5081	Stock Clerks & Order Fillers	580	13.42	10.09	15.09	10.89	13.04	15.45
43-6011	Executive Secretaries & Admin. Assistants	230	19.67	15.60	21.71	16.50	19.38	22.67
43-6012	Legal Secretaries	50	16.26	11.10	18.84	11.71	16.78	19.49
43-6013	Medical Secretaries	290	14.53	10.54	16.52	12.21	14.98	17.38
43-6014	Secretaries, Exc. Legal, Medical, & Executive	1,300	13.85	9.20	16.17	10.50	13.76	16.87
43-9021	Data Entry Keyers	ND	14.68	11.18	16.44	12.42	14.35	16.13
43-9041	Insurance Claims & Policy Processing Clerks	90	12.23	9.88	13.41	10.54	12.38	13.68
43-9051	Mail Clerks & Mail Machine Operators, Exc. Postal Service	20	9.35	7.82	10.11	7.46	8.32	9.17
43-9061	Office Clerks, General	480	12.27	8.09	14.35	8.88	11.45	14.80
43-9071	Office Machine Operators, Exc. Computer	30	11.01	8.96	12.04	9.07	10.11	12.56
43-9199	Office & Admin. Support Workers, All Other	170	15.97	11.62	18.14	12.61	15.96	19.06
45-0000	Farming, Fishing, & Forestry Occupations	ND	16.91	11.08	19.82	11.73	15.18	21.37
47-0000	Construction & Extraction Occupations	10,570	22.21	14.97	25.81	16.49	20.63	25.76
47-1011	First-Line Sup./Mgrs. of Const. & Extraction	1,100	31.07	19.34	36.93	21.27	28.91	40.25
47-2021	Brickmasons & Blockmasons	40	19.65	16.89	21.02	16.82	18.50	22.18
47-2022	Stonemasons	100	18.76	15.29	20.50	16.17	18.27	20.05
47-2031	Carpenters	900	23.07	17.75	25.72	19.25	23.03	26.44
47-2051	Cement Masons & Concrete Finishers	ND	16.54	12.84	18.39	14.00	16.90	19.09
47-2061	Construction Laborers	760	16.66	13.57	18.20	14.14	15.95	18.54
47-2071	Paving, Surfacing, & Tamping Equip. Operators	60	23.63	21.49	24.71	21.39	23.34	25.27
47-2073	Operating Eng. & Other Const. Equip. Op.	1,030	22.49	17.90	24.78	18.92	21.93	25.00
47-2081	Drywall & Ceiling Tile Installers	ND	17.47	16.43	17.97	15.95	17.14	18.20
47-2111	Electricians	620	25.72	18.52	29.33	21.44	26.45	30.38
47-2121	Glaziers	ND	17.77	14.23	19.53	15.77	17.57	19.23
47-2141	Painters, Construction & Maintenance	250	19.31	13.20	22.36	14.77	17.51	24.52
47-2152	Plumbers, Pipefitters, & Steamfitters	660	18.91	14.15	21.29	14.95	18.07	22.10
47-2211	Sheet Metal Workers	ND	19.42	12.80	22.73	14.16	18.70	24.95
47-2221	Structural Iron & Steel Workers	ND	18.80	15.74	20.33	15.81	17.22	23.22
47-3011	Helpers – Brickmasons, Blockmasons, Stonemasons, & Tile & Marble Setters	60	13.63	10.65	15.12	11.22	13.63	15.79
47-3012	Helpers – Carpenters	210	15.67	12.28	17.35	13.49	15.31	18.18

ND - Not disclosable due to confidentiality of data.

Table continued on page 62

Southwest Region

Code	Title	Total Employment	Mean Wage	Mean of Lower 1/3	Mean of Upper 2/3	25th Percentile	50th Percentile	75th Percentile
47-3013	Helpers – Electricians	ND	14.54	13.85	14.90	13.37	14.43	15.39
47-4011	Construction & Building Inspectors	60	25.93	21.97	27.90	22.08	24.18	29.98
47-4051	Highway Maintenance Workers	100	21.99	17.17	24.41	19.49	23.08	25.54
47-4071	Septic Tank Servicers & Sewer Pipe Cleaners	80	19.35	15.92	21.05	15.98	17.63	22.70
47-5011	Derrick Operators, Oil & Gas	480	24.03	19.44	26.32	20.78	23.94	27.47
47-5012	Rotary Drill Operators, Oil & Gas	510	ND	ND	ND	ND	ND	ND
47-5013	Service Unit Operators, Oil, Gas, & Mining	420	19.45	14.16	22.08	16.34	19.53	21.92
47-5041	Continuous Mining Machine Operators	180	25.48	22.62	26.91	22.69	25.02	27.89
47-5042	Mine Cutting & Channeling Machine Op.	40	28.97	23.12	31.89	24.19	29.01	33.46
47-5061	Roof Bolters, Mining	70	28.30	20.50	32.20	21.86	27.06	35.95
47-5071	Roustabouts, Oil & Gas	780	19.49	14.61	21.92	15.84	19.25	23.17
47-5081	Helpers – Extraction Workers	180	20.11	16.67	21.83	16.51	18.05	22.79
47-5099	Extraction Workers, All Other	770	18.32	14.03	20.47	14.98	17.30	20.27
49-0000	Installation, Maint., & Repair Occupations	4,490	25.06	14.32	30.43	17.12	24.58	32.20
49-1011	First-Line Sup./Mgrs. of Mech., Install., & Repair	520	33.24	21.31	39.20	25.01	31.82	44.09
49-2011	Computer, ATM, & Office Machine Repairers	30	16.70	9.15	20.49	11.00	16.08	21.54
49-2094	Electrical & Electronics Repairers, Commercial & Industrial Equipment	70	30.54	24.15	33.73	26.22	30.83	35.04
49-2095	Electrical & Electronics Repairers, Powerhouse, Substation, & Relay	80	34.75	31.87	36.19	32.40	35.14	38.10
49-2097	Electronic Home Ent. Equip. Install & Repair	ND	22.78	18.01	25.16	19.25	22.54	25.09
49-3021	Automotive Body & Related Repairers	50	20.25	16.68	22.03	17.35	19.60	22.14
49-3023	Automotive Service Tech. & Mechanics	320	19.56	13.46	22.62	14.42	17.77	23.28
49-3031	Bus & Truck Mechanics & Diesel Engine Spec.	300	24.12	18.77	26.79	20.00	23.20	27.53
49-3042	Mobile Heavy Equip. Mech., Exc. Engines	140	22.59	17.11	25.33	19.33	23.13	25.84
49-3052	Motorcycle Mechanics	30	14.69	10.79	16.63	11.54	13.63	16.44
49-3093	Tire Repairers & Changers	ND	11.60	8.48	13.16	9.23	12.34	14.00
49-9041	Industrial Machinery Mechanics	840	30.18	20.32	35.12	24.30	30.65	36.15
49-9042	Maintenance & Repair Workers, General	1,160	23.17	12.12	28.71	15.31	23.91	31.54
49-9043	Maintenance Workers, Machinery	80	26.66	22.13	28.93	23.20	27.57	30.66
49-9051	Electrical Power-Line Installers & Repairers	140	29.38	18.94	34.61	21.33	28.04	39.45
49-9052	Telecomm. Line Installers & Repairers	40	18.96	14.06	21.41	16.18	18.86	21.90
49-9091	Coin, Vending, & Amusement Machine Servicers & Repairers	40	12.86	9.13	14.71	9.98	12.96	15.60
49-9098	Helpers – Install., Maint., & Repair Workers	70	17.35	9.85	21.11	11.12	18.32	23.61
49-9099	Install., Maint., & Repair Workers, All Other	80	19.38	14.15	21.99	16.44	18.87	22.52
51-0000	Production Occupations	3,700	24.21	13.32	29.66	15.62	24.18	31.77
51-1011	First-Line Sup./Mgrs. of Prod. & Op. Workers	390	35.43	22.91	41.69	28.13	36.88	44.25
51-3011	Bakers	60	12.95	10.27	14.29	11.14	12.94	14.70
51-3021	Butchers & Meat Cutters	40	16.72	15.01	17.58	15.24	16.62	18.26
51-4041	Machinists	50	20.51	15.03	23.24	16.62	20.49	23.90
51-4121	Welders, Cutters, Solderers, & Brazers	420	26.86	19.57	30.52	22.04	26.71	32.41
51-5022	Prepress Technicians & Workers	ND	14.16	13.59	14.46	13.46	14.40	15.36
51-5023	Printing Machine Operators	10	14.83	10.15	17.16	11.89	14.56	17.84
51-6011	Laundry & Dry-Cleaning Workers	130	9.79	8.08	10.65	8.37	9.54	11.08
51-6099	Textile, Apparel, & Furnish. Workers, All Other	ND	15.98	8.79	19.58	8.95	19.87	22.99
51-7011	Cabinetmakers & Bench Carpenters	60	18.87	12.64	21.98	14.29	19.64	22.41
51-8021	Stationary Engineers & Boiler Operators	60	26.72	23.02	28.58	24.58	27.27	29.74
51-8031	Water & Waste Treat. Plant & System Op.	90	23.31	19.08	25.43	19.95	22.90	26.68

ND - Not disclosable due to confidentiality of data.

Table continued on page 63

Southwest Region

Code	Title	Total Employment	Mean Wage	Mean of Lower 1/3	Mean of Upper 2/3	25th Percentile	50th Percentile	75th Percentile
51-8092	Gas Plant Operators	ND	25.88	20.48	28.59	22.22	25.64	29.45
51-8093	Petroleum Pump System Op., Refinery Op.	140	27.83	21.54	30.97	23.17	28.46	32.46
51-9021	Crushing, Grinding, & Polishing Machine Setters, Operators, & Tenders	90	19.91	14.32	22.70	15.33	18.98	24.29
51-9023	Mixing & Blending Machine Setters, Operators, & Tenders	20	23.46	17.68	26.33	18.38	24.25	28.92
51-9051	Furnace, Kiln, Oven, Drier, & Kettle Operators & Tenders	50	22.20	16.96	24.82	18.02	20.23	27.76
51-9061	Inspectors, Testers, Sorters, & Weighers	ND	19.53	13.86	22.36	14.10	20.55	23.78
51-9111	Packaging & Filling Machine Op. & Tenders	30	ND	ND	ND	ND	ND	ND
51-9122	Painters, Transportation Equipment	20	22.29	18.14	24.37	19.49	21.77	24.88
51-9198	Helpers – Production Workers	ND	13.89	10.37	15.65	10.59	11.64	17.31
51-9199	Production Workers, All Other	180	28.03	17.15	33.48	20.53	32.13	36.16
53-0000	Transp. & Material Moving Occupations	5,250	19.16	11.26	23.11	13.60	18.31	23.04
53-1021	First-Line Sup./Mgrs. of Helpers, Laborers, & Material Movers, Hand	50	22.51	16.88	25.34	18.16	21.98	26.09
53-1031	First-Line Sup./Mgrs. of Transp. & Material-Moving Machine & Vehicle Operators	310	34.37	20.29	41.41	23.74	35.91	46.15
53-3021	Bus Drivers, Transit & Intercity	100	12.78	7.48	15.42	7.81	10.42	14.89
53-3022	Bus Drivers, School	ND	10.21	7.37	11.63	7.36	8.10	12.73
53-3031	Driver/Sales Workers	150	16.29	12.43	18.22	13.56	15.62	19.52
53-3032	Truck Drivers, Heavy & Tractor-Trailer	1,760	21.18	16.96	23.29	17.93	20.18	23.03
53-3033	Truck Drivers, Light or Delivery Services	480	16.07	12.85	17.68	13.43	14.83	16.89
53-3041	Taxi Drivers & Chauffeurs	80	8.99	7.29	9.85	7.17	7.68	10.44
53-6099	Transportation Workers, All Other	20	11.59	8.04	13.35	8.01	10.62	12.62
53-7011	Conveyor Operators & Tenders	30	25.70	15.07	31.02	20.59	28.18	32.21
53-7021	Crane & Tower Operators	20	25.82	23.26	27.11	23.21	25.70	28.83
53-7032	Excavating & Loading Mach. & Dragline Op.	140	21.94	16.54	24.63	17.57	20.36	26.32
53-7051	Industrial Truck & Tractor Operators	120	23.34	15.55	27.24	18.32	25.58	29.09
53-7061	Cleaners of Vehicles & Equipment	150	10.36	8.00	11.54	8.47	10.43	12.24
53-7062	Laborers & Freight, Stock, & Movers, Hand	720	13.81	9.79	15.81	11.04	13.55	16.02
53-7064	Packers & Packagers, Hand	ND	9.14	7.52	9.96	7.85	9.09	10.52
53-7071	Gas Compressor & Pumping Station Operators	70	25.59	22.81	26.97	23.07	25.13	28.33
53-7073	Wellhead Pumpers	90	20.47	14.69	23.35	17.44	21.02	24.50
53-7081	Refuse & Recyclable Material Collectors	ND	15.45	11.40	17.47	11.81	16.70	18.76
53-7111	Shuttle Car Operators	90	24.64	18.40	27.77	19.51	23.10	29.01

ND - Not disclosable due to confidentiality of data.

**Wyoming Department of Employment
Research & Planning
P.O. Box 2760
Casper, WY 82601**

**Official Business
Penalty for Private Use \$300
Return Service Requested**